



Department of Aviation

MAYOR
Oscar Leeser

MEMORANDUM

CITY COUNCIL

District 1
Peter Svarzbein

District 2
Alexandra Anello

District 3
Cassandra Hernandez

District 4
Joe Molinar

District 5
Isabel Salcido

District 6
Claudia L. Rodriguez

District 7
Henry Rivera

District 8
Cissy Lizarraga

CITY MANAGER
Tommy Gonzalez

TO: General Public

THRU: Sam Rodriguez, PE, CM, cfm, cnu-a, Aviation Director

DATE: June 2, 2022

RE: April 2022 Aviation Activity Report

Enclosed for your records is the El Paso International Airport's (EPIA) April 2022 Monthly Aviation Activity Report. This report contains passenger and cargo traffic data for the month of April as well as for the past ten years.

The positive trend in passenger growth continues as total passenger traffic in April 2022 has reached 73.4% as compared to the same time last year.

The amount of enplaned freight processing through EPIA showed an increase of 1.2% compared to the same time last year.

Please contact Ms. Gabriela Prats at (915) 212-7332 if you have any questions.



Sam Rodriguez, PE, CM, cfm, cnu-a
Aviation Director

El Paso International Airport | 6701 Convair Road | El Paso, TX 79925
O: (915) 212-0330 | FlyEIPaso.com





MONTHLY ACTIVITY REPORT

- PASSENGER
- AIR CARGO
- NON-STOP DESTINATIONS
- AIRCRAFT OPERATIONS

April 2022



EL PASO
INTERNATIONAL AIRPORT



EL PASO INTERNATIONAL AIRPORT MONTHLY ACTIVITY REPORT

April 2022

Table of Contents PAGE

AIRPORT ACTIVITY OVERVIEW	1
NONSTOP DESTINATION ANALYSIS	2
MAP OF NONSTOP DESTINATIONS	3
PASSENGER MARKET SHARE BY AIRLINE	4
10 YEAR HISTORY OF EPIA PASSENGER TRAFFIC	5
10 YEAR FREIGHT STATISTICS	6
10 YEAR AIRCRAFT OPERATIONS	7
FUEL FLOW	8

ACTIVITY OVERVIEW

	2022			2021		
PASSENGERS	APRIL '22	APRIL '21	% Change	YTD	YTD	% Change
ENPLANED	151,295	98,637	53.4	517,829	295,335	75.3
DEPLANED	138,663	92,825	49.4	486,240	284,524	70.9
TOTAL	289,958	191,462	51.4	1,004,069	579,859	73.2

FREIGHT IN TONS	APRIL '22	APRIL '21	% Change	YTD	YTD	% Change
ENPLANED	4,166.2	4,207.4	(1.0)	16,104.0	15,915.7	1.2
DEPLANED	4,585.4	5,146.1	(10.9)	18,048.8	18,695.7	(3.5)
TOTAL	8,751.6	9,353.5	(6.4)	34,152.8	34,611.4	(1.3)

AIRCRAFT OPERATIONS	APRIL '22	APRIL '21	% Change	YTD	YTD	% Change
AIR CARRIER	3,285	2,360	39.2	12,029	8,314	44.7
AIR TAXI	1,356	1,218	11.3	5,606	5,515	1.7
MILITARY	690	1,397	(50.6)	2,738	4,352	(37.1)
GENERAL AVIATION	2,210	2,373	(6.9)	9,387	8,523	10.1
TOTAL	7,541	7,348	2.6	29,760	26,704	11.4

APRIL 2022 FLIGHT SCHEDULE SUMMARY

NON-STOP DESTINATIONS

DOMESTIC				
	Apr '2022	Apr '2021	Change	% Change
DAILY DEPARTURES	47	28	19	67.9%
DAILY SEATS	40,982	25,809	15,173	58.8%

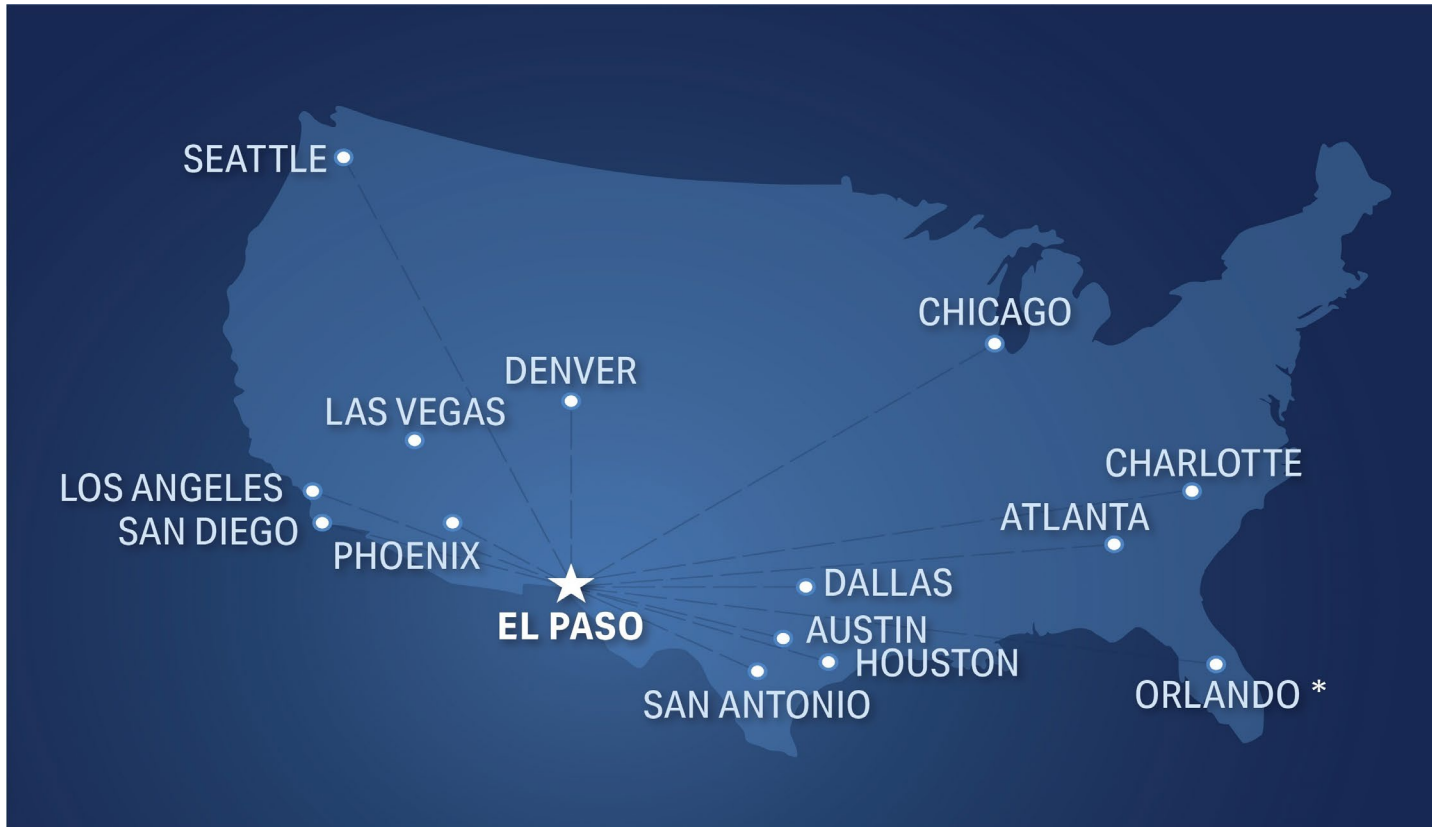
LEGACY CARRIERS	DAILY		
NON-STOP DEPARTURES	FLIGHTS	AIRLINE	
Atlanta (ATL)	2	Delta	2
Austin (AUS)	6	Southwest	3
		American	3
Charlotte (CLT)	0	American	0
Chicago O'Hare (ORD)	2	American	1
		United	1
Dallas Love Field (DAL)	4	Southwest	4
Dallas/Fort Worth (DFW)	7	American	7
Denver (DEN)	3	United	2
		Southwest	1
Houston Hobby (HOU)	3	Southwest	3
Houston Intercontinental (IAH)	5	United	5
Las Vegas (LAS)	2	Southwest	2
Los Angeles (LAX)	3	American	2
		Southwest	1
Phoenix (PHX)	7	American	3
		Southwest	4
San Antonio (SAT)	2	Southwest	2
San Diego (SAN)	0	Southwest	0
Seattle (SEA)	1	Alaska	1
TOTAL	47		

ULTRA LOW COST CARRIERS	WEEKLY	
NON-STOP DEPARTURES	FLIGHTS	AIRLINE
Chicago O'Hare (ORD)*	0	Frontier
Las Vegas (LAS)	4	Allegiant, Frontier
Denver (DEN)	3	Frontier
San Diego (SAN)*	0	Allegiant
Orlando International (MCO)	0	Frontier
* Seasonal Service		
TOTAL	7	

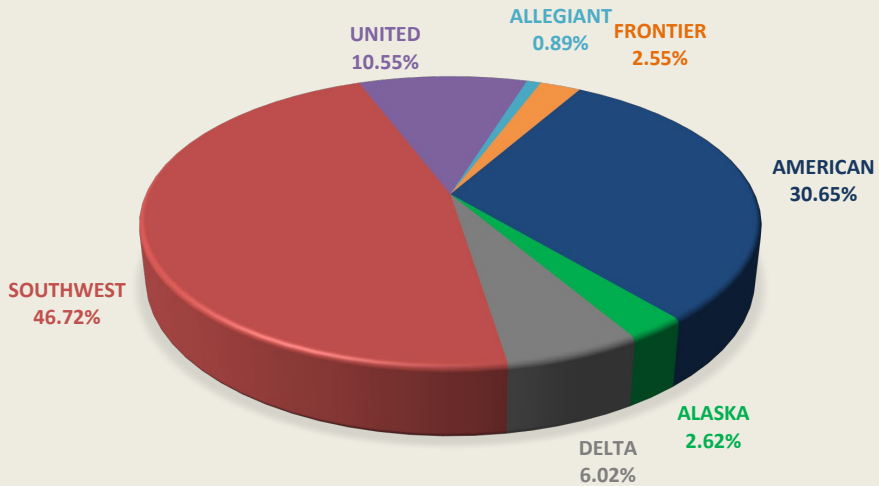
Note: This month's Flight Schedule Summary information retrieved from InterVISTAS Aviation Data Base Airport

Schedule Report for the week of 04/18/2022 - 04/24/2022 from ELP Records.

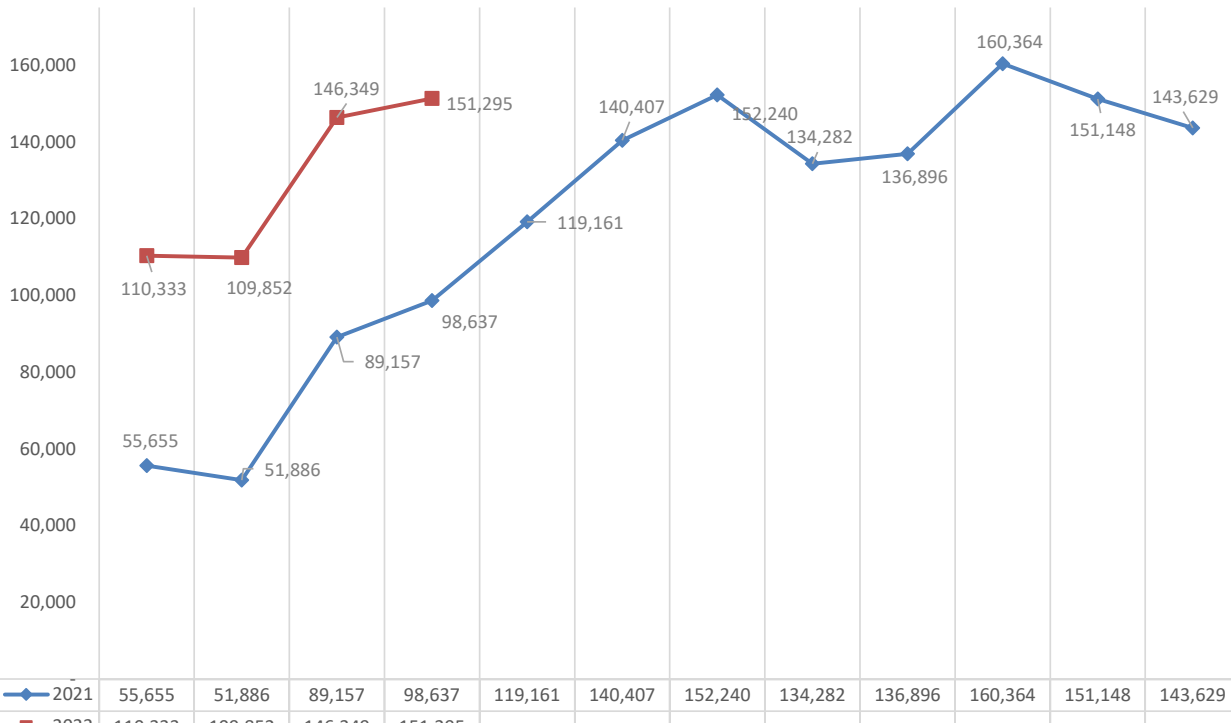
EL PASO INTERNATIONAL AIRPORT NON-STOP DESTINATIONS 2022



Passenger Market Share by Airline April 2022



YTD ENPLANED PASSENGERS 2022 VS 2021



10 YEAR PASSENGER STATISTICS

MONTH	2013	2014	2015	2016	2017	2018	2019	2020	2021	2022
JANUARY										
ENPLANED	97,819	97,404	96,308	97,697	103,575	107,269	124,887	123,984	55,655	110,333
DEPLANED	99,404	97,364	97,119	99,335	102,166	107,006	119,893	124,363	57,705	103,266
TOTAL	197,223	194,768	193,427	197,032	205,741	214,275	244,780	248,347	113,360	213,599
FEBRUARY										
ENPLANED	92,535	87,181	88,858	90,975	92,965	99,496	114,668	116,127	51,886	109,852
DEPLANED	90,877	86,732	88,461	91,792	91,918	98,125	110,564	115,187	51,216	106,643
TOTAL	183,412	173,913	177,319	182,767	184,883	197,621	225,232	231,314	103,102	216,495
MARCH										
ENPLANED	125,456	117,218	117,183	117,008	123,286	129,596	148,269	73,106	89,157	146,349
DEPLANED	124,913	117,222	118,427	115,001	119,413	127,233	142,495	75,512	88,529	137,668
TOTAL	250,369	234,440	235,610	232,009	242,699	256,829	290,764	148,618	177,686	284,017
APRIL										
ENPLANED	111,964	113,912	115,144	105,604	116,830	128,790	148,085	12,915	98,637	151,295
DEPLANED	110,910	111,874	112,514	103,069	115,552	125,804	134,744	11,460	92,825	138,663
TOTAL	222,874	225,786	227,658	208,673	232,382	254,594	282,829	24,375	191,462	289,958
MAY										
ENPLANED	128,116	122,897	124,914	125,223	128,132	143,657	165,498	21,850	119,161	-
DEPLANED	121,903	118,203	122,505	121,294	127,223	142,046	150,209	22,404	117,875	-
TOTAL	250,019	241,100	247,419	246,517	255,355	285,703	315,707	44,254	237,036	0
JUNE										
ENPLANED	131,166	136,925	126,368	129,832	138,603	159,470	166,859	37,393	140,407	-
DEPLANED	126,367	131,486	123,618	126,329	134,136	152,464	154,421	37,898	135,280	-
TOTAL	257,533	268,411	249,986	256,161	272,739	311,934	321,280	75,291	275,687	0
JULY*										
ENPLANED	129,004	142,725	129,146	130,687	136,617	158,117	170,260	51,686	152,240	-
DEPLANED	130,430	141,965	128,610	130,377	137,661	156,965	168,791	49,264	151,761	-
TOTAL	259,434	284,690	257,756	261,064	274,278	315,082	339,051	100,950	304,001	0
AUGUST										
ENPLANED	116,574	120,640	115,786	118,355	124,337	142,685	150,520	61,747	134,282	-
DEPLANED	118,614	124,205	120,207	121,909	125,748	145,775	150,925	60,883	129,388	-
TOTAL	235,188	244,845	235,993	240,264	250,085	288,460	301,445	122,630	263,670	0
SEPTEMBER										
ENPLANED	105,301	109,999	111,348	118,228	116,989	131,002	141,239	60,030	136,896	-
DEPLANED	104,610	109,447	111,403	115,240	114,923	126,479	137,184	61,563	131,103	-
TOTAL	209,911	219,446	222,751	233,468	231,912	257,481	278,423	121,593	267,999	0
OCTOBER										
ENPLANED	115,357	116,967	123,732	125,347	131,250	142,026	153,681	63,745	160,364	-
DEPLANED	115,622	116,313	121,108	123,640	131,526	142,405	151,719	63,522	151,148	-
TOTAL	230,979	233,280	244,840	248,987	262,776	284,431	305,400	127,267	311,512	0
NOVEMBER										
ENPLANED	109,477	106,744	112,373	123,815	128,692	149,369	145,674	55,696	151,148	-
DEPLANED	107,736	107,656	115,837	121,772	127,630	141,850	144,452	57,578	145,891	-
TOTAL	217,213	214,400	228,210	245,587	256,322	291,219	290,126	113,274	297,039	0
DECEMBER										
ENPLANED	126,659	122,526	121,903	129,885	130,379	152,881	162,409	68,277	143,629	-
DEPLANED	123,899	120,643	120,341	125,320	129,811	150,046	159,607	64,958	134,992	-
TOTAL	250,558	243,169	242,244	255,205	260,190	302,927	322,016	133,235	278,621	0
YTD										
ENPLANED	1,389,428	1,395,138	1,383,063	1,412,656	1,471,655	1,644,358	1,792,049	746,556	1,433,462	517,829
DEPLANED	1,375,285	1,383,110	1,380,150	1,395,078	1,457,707	1,616,198	1,725,004	744,592	1,387,713	486,240
TOTAL	2,764,713	2,778,248	2,763,213	2,807,734	2,929,362	3,260,556	3,517,053	1,491,148	2,821,175	1,004,069

10 YEAR FREIGHT STATISTICS

(Units in Tons)

MONTH	2013	2014	2015	2016	2017	2018	2019	2020	2021	2022
JANUARY										
ENPLANED	3,599	3,344	3,508	3,584	3,161	3,511	3,199	3,576	4,015	3,589
DEPLANED	3,680	3,426	3,484	3,543	3,532	3,768	3,498	4,031	4,063	4,215
TOTAL	7,280	6,770	6,992	7,127	6,693	7,279	6,697	7,607	8,078	7,804
FEBRUARY										
ENPLANED	3,442	3,122	3,457	3,461	3,297	3,641	3,101	3,562	3,255	3,760
DEPLANED	3,609	3,129	3,636	3,402	3,311	3,653	3,729	3,669	4,063	4,181
TOTAL	7,052	6,251	7,094	6,863	6,608	7,294	6,830	7,231	7,318	7,941
MARCH										
ENPLANED	3,604	3,641	3,714	3,824	3,861	4,264	3,473	3,425	4,438	4,589
DEPLANED	4,003	3,498	3,930	3,752	4,063	4,472	4,100	4,193	5,424	5,067
TOTAL	7,606	7,140	7,643	7,576	7,924	8,736	7,573	7,618	9,862	9,656
APRIL										
ENPLANED	3,433	3,751	3,953	3,618	3,440	3,728	3,203	2,774	4,207	4,166
DEPLANED	3,832	3,627	4,067	3,485	3,457	4,086	3,853	3,547	5,146	4,585
TOTAL	7,265	7,378	8,021	7,103	6,897	7,814	7,056	6,321	9,353	8,752
MAY										
ENPLANED	3,817	3,874	3,967	3,344	3,645	4,084	3,539	2,802	3,895	-
DEPLANED	3,767	3,577	3,774	3,334	3,642	4,367	4,254	3,328	5,009	-
TOTAL	7,584	7,451	7,741	6,678	7,287	8,451	7,793	6,130	8,904	0
JUNE										
ENPLANED	3,908	3,643	3,897	3,655	4,017	4,159	3,613	3,981	4,158	-
DEPLANED	3,594	3,484	3,727	3,654	3,783	4,452	4,229	3,451	5,170	-
TOTAL	7,502	7,126	7,624	7,309	7,800	8,611	7,842	7,431	9,328	0
JULY										
ENPLANED	3,549	3,789	3,922	3,372	3,300	3,631	3,307	4,414	426	-
DEPLANED	3,594	3,764	3,908	3,370	3,397	4,116	4,260	4,243	5,183	-
TOTAL	7,143	7,553	7,829	6,742	6,697	7,747	7,567	8,657	5,609	0
AUGUST										
ENPLANED	4,112	3,715	3,830	3,622	3,681	4,092	3,732	3,740	3,971	-
DEPLANED	3,721	3,797	3,686	3,603	3,835	4,574	4,523	3,736	4,890	-
TOTAL	7,833	7,512	7,516	7,224	7,516	8,666	8,255	7,477	8,861	0
SEPTEMBER										
ENPLANED	3,676	3,601	4,053	3,523	3,189	3,689	3,487	3,877	4,197	-
DEPLANED	3,430	3,554	3,892	3,589	3,436	4,453	4,003	4,090	5,105	-
TOTAL	7,106	7,155	7,945	7,112	6,625	8,142	7,490	7,967	9,302	0
OCTOBER										
ENPLANED	4,203	3,979	4,367	3,234	3,864	3,814	3,961	4,154	3,862	-
DEPLANED	3,853	3,938	3,883	3,590	3,605	4,576	4,527	4,967	5,149	-
TOTAL	8,055	7,917	8,250	6,824	7,469	8,390	8,488	9,120	9,011	0
NOVEMBER										
ENPLANED	3,694	3,512	3,676	3,296	3,638	3,419	3,349	4,050	3,725	-
DEPLANED	3,451	3,542	3,461	3,775	3,978	4,342	5,211	4,756	4,900	-
TOTAL	7,145	7,054	7,137	7,071	7,616	7,761	8,560	8,807	8,625	0
DECEMBER										
ENPLANED	3,600	3,806	3,830	3,724	4,054	3,665	3,944	4,994	4,505	-
DEPLANED	3,209	3,356	3,131	3,731	3,945	4,099	4,265	5,845	5,216	-
TOTAL	6,809	7,163	6,961	7,455	7,999	7,764	8,208	10,839	9,721	0
YTD										
ENPLANED	44,637	43,778	46,174	42,257	43,147	45,697	41,908	45,348	44,654	16,104
DEPLANED	43,742	42,692	44,579	42,828	43,984	50,958	50,451	49,856	59,318	18,049
TOTAL	88,379	86,470	90,753	85,085	87,131	96,655	92,360	95,203	103,972	34,153

10 YEAR AIRCRAFT OPERATIONS STATISTICS

MONTH	2013	2014	2015	2016	2017	2018	2019	2020	2021	2022
JANUARY										
Air Carrier	2,826	2,608	2,478	2,646	2,687	2,976	3,096	3,255	1,867	2,904
Air Taxi	1,710	1,717	1,509	1,270	1,216	1,208	1,278	1,213	1,236	1,456
Military	404	604	618	685	339	481	682	1,178	985	886
General Aviation	2,874	2,423	2,423	1,885	1,971	2,203	2,454	2,274	1,916	2,496
TOTAL	7,814	7,567	7,028	6,486	6,213	6,868	7,510	7,920	6,004	7,742
FEBRUARY										
Air Carrier	2,687	2,208	2,326	2,440	2,449	2,651	2,860	3,013	1,638	2,617
Air Taxi	1,633	1,827	1,473	1,361	1,181	1,137	1,070	1,245	1,405	1,351
Military	605	1,587	645	633	461	453	452	870	940	654
General Aviation	2,665	2,921	2,264	2,264	1,690	1,926	2,048	2,102	1,848	2,214
TOTAL	7,590	8,543	6,708	6,698	5,781	6,167	6,430	7,230	5,831	6,836
MARCH										
Air Carrier	3,127	2,732	2,733	2,808	2,945	3,053	3,281	2,999	2,449	3,223
Air Taxi	1,840	1,948	1,668	1,416	1,198	1,610	1,201	1,057	1,656	1,443
Military	440	809	909	990	451	495	621	998	1,030	508
General Aviation	2,667	3,183	2,700	1,914	2,131	2,906	2,285	1,856	2,386	2,467
TOTAL	8,074	8,672	8,010	7,128	6,725	8,064	7,388	6,910	7,521	7,641
APRIL										
Air Carrier	2,958	2,572	2,578	2,862	2,832	3,243	3,412	1,434	2,360	3,285
Air Taxi	1,907	1,752	1,425	1,120	1,053	1,161	1,030	503	1,218	1,356
Military	508	500	550	676	459	528	530	1,461	1,397	690
General Aviation	2,234	3,089	2,262	1,740	1,997	2,492	2,309	1,321	2,373	2,210
TOTAL	7,607	7,913	6,815	6,398	6,341	7,424	7,281	4,719	7,348	7,541
MAY										
Air Carrier	2,949	2,697	2,813	3,006	3,093	3,496	3,562	1,354	2,574	
Air Taxi	1,882	1,750	1,467	1,094	1,157	1,089	1,061	593	1,249	
Military	377	513	708	608	383	329	1,003	1,743	1,351	
General Aviation	2,396	2,876	2,087	2,034	1,874	2,575	2,552	1,681	2,678	
TOTAL	7,604	7,836	7,075	6,742	6,507	7,489	8,178	5,371	7,852	0
JUNE										
Air Carrier	2,769	2,920	3,087	3,088	3,093	3,406	3,477	1,649	2,924	
Air Taxi	1,814	1,626	1,497	1,083	1,147	935	1,014	846	1,125	
Military	327	241	136	465	246	368	538	1,255	900	
General Aviation	2,231	2,829	2,239	1,912	1,678	1,886	2,276	1,635	2,480	
TOTAL	7,141	7,616	6,959	6,548	6,164	6,595	7,305	5,385	7,429	0
JULY										
Air Carrier	2,902	3,107	2,853	3,033	3,067	3,553	3,552	1,960	3,065	
Air Taxi	1,807	1,772	1,193	1,066	1,078	930	963	718	1,319	
Military	493	461	354	404	323	419	233	753	790	
General Aviation	2,178	2,510	2,253	2,191	1,499	2,110	2,502	1,912	2,412	
TOTAL	7,380	7,850	6,653	6,694	5,967	7,012	7,250	5,343	7,586	0
AUGUST										
Air Carrier	2,877	2,975	2,817	2,992	3,155	3,498	3,537	2,458	3,056	
Air Taxi	1,836	1,813	1,115	1,062	1,167	1,006	953	985	1,514	
Military	410	388	362	500	294	559	285	1,220	1,035	
General Aviation	2,627	2,261	2,315	1,803	1,725	2,183	1,959	2,384	2,531	
TOTAL	7,750	7,437	6,609	6,357	6,341	7,246	6,734	7,047	8,136	0
SEPTEMBER										
Air Carrier	2,815	2,761	2,795	3,035	3,088	3,254	3,444	2,015	3,178	
Air Taxi	1,485	1,505	1,219	1,083	907	1,049	962	1,109	1,446	
Military	283	277	388	377	379	545	407	993	710	
General Aviation	2,257	2,109	2,049	1,777	1,775	2,239	1,725	2,717	2,424	
TOTAL	6,840	6,652	6,451	6,272	6,149	7,087	6,538	6,834	7,758	0
OCTOBER										
Air Carrier	2,971	2,763	2,980	3,268	3,237	3,584	3,593	2,124	3,505	
Air Taxi	1,792	1,629	1,306	1,116	1,034	1,044	1,017	1,172	1,549	
Military	398	423	631	651	303	519	483	704	786	
General Aviation	2,877	2,750	2,415	1,873	1,806	2,603	2,410	2,673	2,373	
TOTAL	8,038	7,565	7,332	6,908	6,380	7,750	7,503	6,673	8,213	0
NOVEMBER										
Air Carrier	2,878	2,445	2,988	3,143	3,095	3,579	3,524	2,086	3,481	
Air Taxi	1,486	1,620	1,332	1,087	1,035	870	1,226	1,688	1,393	
Military	429	502	625	403	310	264	502	504	819	
General Aviation	2,577	2,508	1,980	1,671	1,759	2,427	2,254	1,929	2,184	
TOTAL	7,370	7,075	6,925	6,304	6,199	7,140	7,506	6,207	7,877	0
DECEMBER										
Air Carrier	2,993	2,705	2,964	3,136	3,175	3,522	3,767	2,198	3,162	
Air Taxi	1,670	1,622	1,132	1,366	1,223	1,207	1,189	1,661	1,497	
Military	533	423	506	364	221	257	283	475	586	
General Aviation	2,518	2,091	1,948	1,747	1,513	2,188	2,233	2,360	2,038	
TOTAL	7,714	6,841	6,550	6,613	6,132	7,174	7,472	6,694	7,283	0
YTD										
Air Carrier	34,752	32,493	33,412	35,457	35,916	39,815	41,105	26,545	33,259	12,029
Air Taxi	20,862	20,581	16,336	14,124	13,396	13,246	12,964	12,790	16,607	5,606
Military	5,207	6,728	7,874	6,756	4,169	5,217	6,019	12,154	11,329	2,738
General Aviation	30,101	31,765	25,493	22,811	21,418	27,738	27,007	24,844	27,643	9,387
TOTAL OPERATIONS	90,922	91,567	83,115	79,148	74,899	86,016	87,095	76,333	88,838	29,760

Air Carrier - An aircraft with seating capacity of more than 60 seats or a maximum payload capacity of more than 18,000 pounds carrying passengers or cargo for hire or compensation

Air Taxi - An aircraft designed to have a maximum seating capacity of 60 seats or less or a maximum payload capacity of 18,000 pounds or less carrying passengers or cargo for hire or compensation.

General Aviation - All civil aircraft, except those classified as air carriers or air taxis.

Military - All classes of military aircraft.

FUEL FLOW 2022

Units in Gallons

FBO	AMERICAN AIR / TOMZA	ATI JET	ATLANTIC AVIATION	FRANKLIN MNTN AVIATION	WESTERN REFINERY/FLYERS
JANUARY	3,812.0	24,818.0	938,337.0	83,838.0	17,818.0
FEBRUARY	4,984.0	23,388.0	851,684.0	81,152.0	12,824.0
MARCH	4,446.0	32,582.0	999,166.0	76,782.0	19,574.0
APRIL	4,438.0	24,592.0	984,726.0	103,191.0	13,328.0
MAY					
JUNE					
JULY					
AUGUST					
SEPTEMBER					
OCTOBER					
NOVEMBER					
DECEMBER					
TOTAL GALLONS	17,680.0	105,380.0	3,773,913.0	344,963.0	63,544.0