



Department of Aviation

MAYOR
Oscar Leoser

MEMORANDUM

CITY COUNCIL

District 1
Brian Kennedy

District 2
Dr. Josh Acevedo

District 3
Cassandra Hernandez

District 4
Joe Molinar

District 5
Isabel Salcido

District 6
Art Fierro

District 7
Henry Rivera

District 8
Chris Canales

**INTERIM CITY
MANAGER**
Cary Westin

TO: General Public

THRU: Tony Nevarez, CM, ACE, IACE, Interim Aviation Director 

DATE: July 30, 2024

RE: June 2024 Aviation Activity Report

The El Paso International Airport's (EPIA) June 2024 Monthly Aviation Activity Report is enclosed for your records. This report contains passenger and cargo traffic data for June and the past ten years.

The positive trend in passenger growth continues as total passenger traffic in June 2024 increased by 5.6% compared to June 2023. Enplaned passenger traffic increased by 6.4% in June 2024. Overall passenger traffic is up 5.0% as compared to the same period last year.

The amount of freight processing through EPIA in June 2024 decreased by 15.1% compared to June 2023. Overall Freight is down 5.1% compared to last year's period.

If you have any questions, please contact Brenda Garcia-Olivas, Real Estate Manager – Airport Services at (915) 212-7303.



Tony Nevarez, CM, ACE, IACE
Interim Aviation Director

El Paso International Airport | 6701 Convair Road | El Paso, TX 79925
O: (915) 212-0330 | FlyEIPaso.com



MONTHLY ACTIVITY REPORT

- PASSENGER
- AIR CARGO
- NON-STOP DESTINATIONS
- AIRCRAFT OPERATIONS
- FUEL

June 2024



EL PASO
INTERNATIONAL AIRPORT



EL PASO INTERNATIONAL AIRPORT MONTHLY ACTIVITY REPORT

June 2024

Table of Contents PAGE

| | |
|---|---|
| AIRPORT ACTIVITY OVERVIEW | 1 |
| NONSTOP DESTINATION ANALYSIS | 2 |
| MAP OF NONSTOP DESTINATIONS | 3 |
| PASSENGER MARKET SHARE BY AIRLINE | 4 |
| 10 YEAR HISTORY OF EPIA PASSENGER TRAFFIC | 5 |
| 10 YEAR FREIGHT STATISTICS | 6 |
| 10 YEAR AIRCRAFT OPERATIONS | 7 |
| FUEL FLOW | 8 |

ACTIVITY OVERVIEW

| | 2024 | | | 2023 | | |
|--------------|----------------|----------------|------------|------------------|------------------|------------|
| PASSENGERS | JUNE '24 | JUNE '23 | % Change | YTD | YTD | % Change |
| ENPLANED | 193,186 | 181,586 | 6.4 | 1,013,810 | 953,509 | 6.3 |
| DEPLANED | 177,232 | 169,351 | 4.7 | 924,785 | 892,387 | 3.6 |
| TOTAL | 370,418 | 350,937 | 5.6 | 1,938,595 | 1,845,896 | 5.0 |

| FREIGHT IN TONS | JUNE '24 | JUNE '23 | % Change | YTD | YTD | % Change |
|-----------------|----------------|----------------|---------------|-----------------|-----------------|--------------|
| ENPLANED | 3,487.9 | 4,269.7 | (18.3) | 23,267.9 | 24,407.9 | (4.7) |
| DEPLANED | 4,145.2 | 4,716.0 | (12.1) | 24,344.6 | 25,763.7 | (5.5) |
| TOTAL | 7,633.1 | 8,985.7 | (15.1) | 47,612.5 | 50,171.6 | (5.1) |

| AIRCRAFT OPERATIONS | JUNE '24 | JUNE '23 | % Change | YTD | YTD | % Change |
|---------------------|--------------|--------------|--------------|---------------|---------------|------------|
| AIR CARRIER | 3,919 | 3,780 | 3.7 | 21,736 | 22,118 | (1.7) |
| AIR TAXI | 1,186 | 1,231 | (3.7) | 7,444 | 7,303 | 1.9 |
| MILITARY | 540 | 591 | (8.6) | 4,266 | 3,845 | 10.9 |
| GENERAL AVIATION | 2,201 | 2,766 | (20.4) | 14,977 | 14,925 | 0.3 |
| TOTAL | 7,846 | 8,368 | (6.2) | 48,423 | 48,191 | 0.5 |

JUNE 2024 FLIGHT SCHEDULE SUMMARY NON-STOP DESTINATIONS

| DOMESTIC | | | | |
|-------------------------|-----------|-----------|--------|----------|
| | Jun '2024 | Jun '2023 | Change | % Change |
| DAILY DEPARTURES | 57 | 52 | 5 | 9.6% |
| DAILY SEATS | 7,237 | 6,967 | 270 | 3.9% |

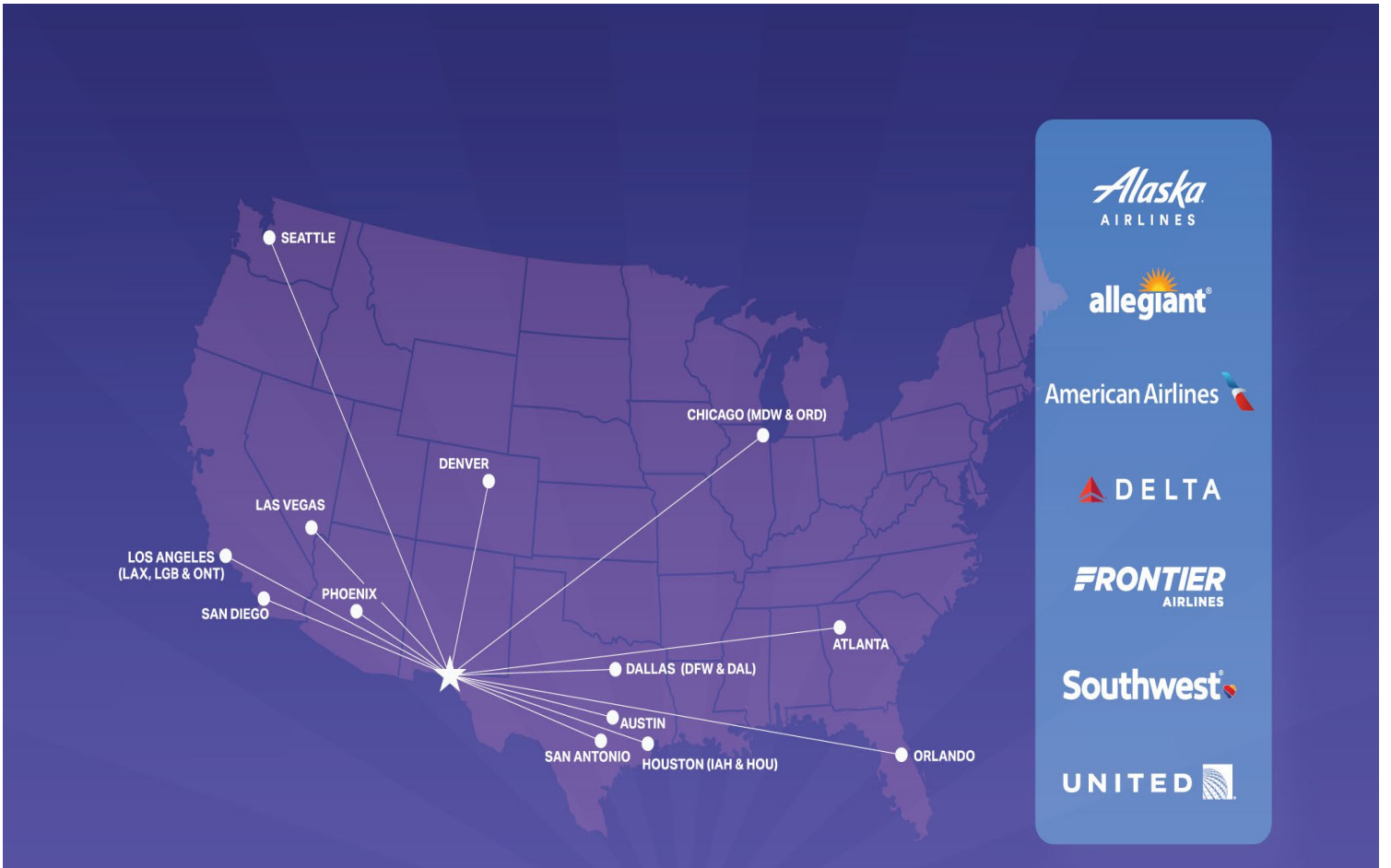
| LEGACY CARRIERS | | DAILY | |
|--------------------------------|-----------|-----------|---|
| NON-STOP DEPARTURES | FLIGHTS | AIRLINE | |
| Atlanta (ATL) | 2 | Delta | 2 |
| Austin (AUS) | 3 | Southwest | 3 |
| | | American | 0 |
| Chicago O'Hare (ORD) | 2 | American | 1 |
| | | United | 1 |
| Dallas Love Field (DAL) | 5 | Southwest | 5 |
| Dallas/Fort Worth (DFW) | 9 | American | 9 |
| | | United | 2 |
| Denver (DEN) | 5 | Southwest | 3 |
| | | Southwest | 3 |
| Houston Hobby (HOU) | 3 | Southwest | 3 |
| Houston Intercontinental (IAH) | 7 | United | 7 |
| Las Vegas (LAS) | 3 | Southwest | 3 |
| Long Beach (LGB) | 1 | Southwest | 1 |
| Los Angeles (LAX) | 4 | American | 3 |
| | | Southwest | 1 |
| Orlando (MCO) | 1 | Southwest | 1 |
| Chicago (MDW) | 1 | Southwest | 1 |
| Phoenix (PHX) | 7 | American | 3 |
| | | Southwest | 4 |
| San Antonio (SAT) | 2 | Southwest | 2 |
| San Diego (SAN) | 1 | Southwest | 1 |
| Seattle (SEA) | 1 | Alaska | 1 |
| TOTAL | 57 | | |

| ULTRA LOW COST CARRIERS | WEEKLY | |
|-------------------------|-----------|--------------------|
| NON-STOP DEPARTURES | FLIGHTS | AIRLINE |
| Denver (DEN) | 9 | Frontier |
| Las Vegas (LAS) | 8 | Frontier/Allegiant |
| San Diego (SAN) | 3 | Frontier |
| Ontario (ONT) | 2 | Frontier |
| Chicago (MDW) | 3 | Frontier |
| TOTAL | 25 | |

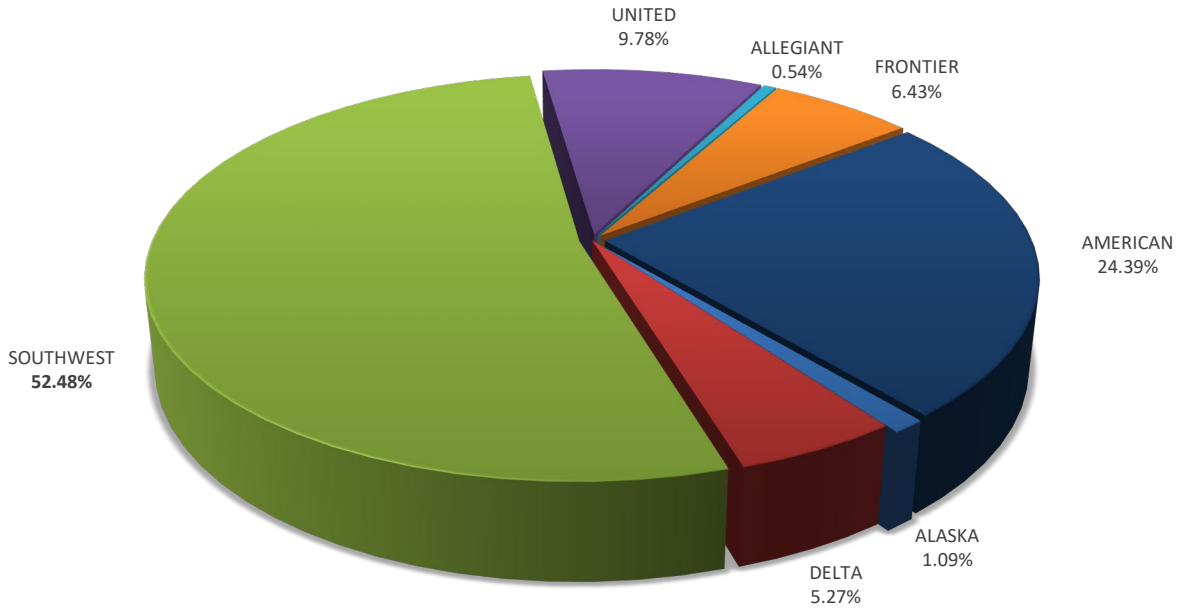
Note: This month's Flight Schedule Summary information retrieved from Airline Data Schedule Report for the week of

06/17/2024 from ELP Records.

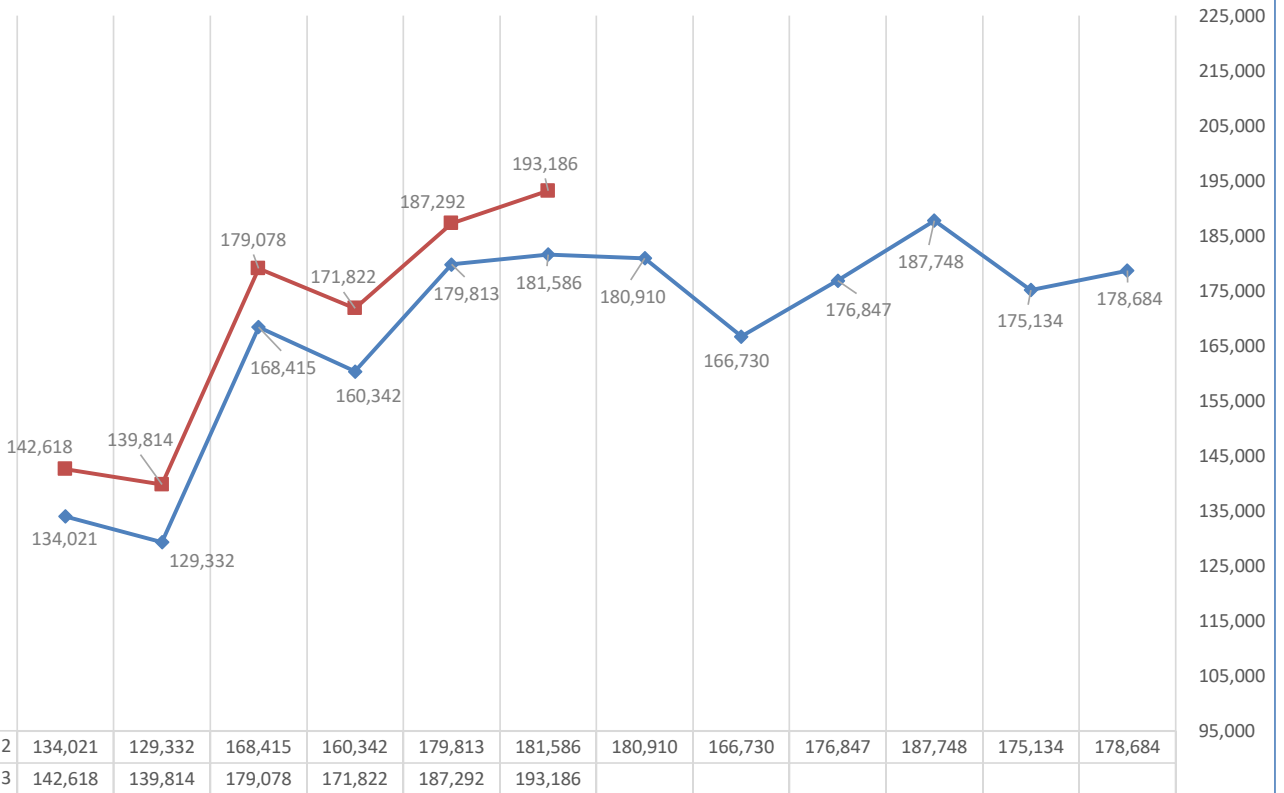
**EL PASO INTERNATIONAL AIRPORT
NON-STOP DESTINATIONS
2024**



Passenger Market Share by Airline June 2024



YTD ENPLANED PASSENGERS 2024 VS 2023



10 YEAR PASSENGER STATISTICS

| MONTH | 2015 | 2016 | 2017 | 2018 | 2019 | 2020 | 2021 | 2022 | 2023 | 2024 |
|------------------|------------------|------------------|------------------|------------------|------------------|------------------|------------------|------------------|------------------|------------------|
| JANUARY | | | | | | | | | | |
| ENPLANED | 96,308 | 97,697 | 103,575 | 107,269 | 124,887 | 123,984 | 55,655 | 110,333 | 134,021 | 142,618 |
| DEPLANED | 97,119 | 99,335 | 102,166 | 107,006 | 119,893 | 124,363 | 57,705 | 103,266 | 124,816 | 130,506 |
| TOTAL | 193,427 | 197,032 | 205,741 | 214,275 | 244,780 | 248,347 | 113,360 | 213,599 | 258,837 | 273,124 |
| FEBRUARY | | | | | | | | | | |
| ENPLANED | 88,858 | 90,975 | 92,965 | 99,496 | 114,668 | 116,127 | 51,886 | 109,852 | 129,332 | 139,814 |
| DEPLANED | 88,461 | 91,792 | 91,918 | 98,125 | 110,564 | 115,187 | 51,216 | 106,643 | 122,495 | 121,818 |
| TOTAL | 177,319 | 182,767 | 184,883 | 197,621 | 225,232 | 231,314 | 103,102 | 216,495 | 251,827 | 261,632 |
| MARCH | | | | | | | | | | |
| ENPLANED | 117,183 | 117,008 | 123,286 | 129,596 | 148,269 | 73,106 | 89,157 | 146,349 | 168,415 | 179,078 |
| DEPLANED | 118,427 | 115,001 | 119,413 | 127,233 | 142,495 | 75,512 | 88,529 | 137,668 | 159,497 | 167,324 |
| TOTAL | 235,610 | 232,009 | 242,699 | 256,829 | 290,764 | 148,618 | 177,686 | 284,017 | 327,912 | 346,402 |
| APRIL | | | | | | | | | | |
| ENPLANED | 115,144 | 105,604 | 116,830 | 128,790 | 148,085 | 12,915 | 98,637 | 151,295 | 160,342 | 171,822 |
| DEPLANED | 112,514 | 103,069 | 115,552 | 125,804 | 134,744 | 11,460 | 92,825 | 138,663 | 148,711 | 154,609 |
| TOTAL | 227,658 | 208,673 | 232,382 | 254,594 | 282,829 | 24,375 | 191,462 | 289,958 | 309,053 | 326,431 |
| MAY | | | | | | | | | | |
| ENPLANED | 124,914 | 125,223 | 128,132 | 143,657 | 165,498 | 21,850 | 119,161 | 169,541 | 179,813 | 187,292 |
| DEPLANED | 122,505 | 121,294 | 127,223 | 142,046 | 150,209 | 22,404 | 117,875 | 158,530 | 167,517 | 173,296 |
| TOTAL | 247,419 | 246,517 | 255,355 | 285,703 | 315,707 | 44,254 | 237,036 | 328,071 | 347,330 | 360,588 |
| JUNE | | | | | | | | | | |
| ENPLANED | 126,368 | 129,832 | 138,603 | 159,470 | 166,859 | 37,393 | 140,407 | 174,023 | 181,586 | 193,186 |
| DEPLANED | 123,618 | 126,329 | 134,136 | 152,464 | 154,421 | 37,898 | 135,280 | 160,438 | 169,351 | 177,232 |
| TOTAL | 249,986 | 256,161 | 272,739 | 311,934 | 321,280 | 75,291 | 275,687 | 334,461 | 350,937 | 370,418 |
| JULY* | | | | | | | | | | |
| ENPLANED | 129,146 | 130,687 | 136,617 | 158,117 | 170,260 | 51,686 | 152,240 | 176,389 | 180,910 | - |
| DEPLANED | 128,610 | 130,377 | 137,661 | 156,965 | 168,791 | 49,264 | 151,761 | 172,176 | 177,906 | - |
| TOTAL | 257,756 | 261,064 | 274,278 | 315,082 | 339,051 | 100,950 | 304,001 | 348,565 | 358,816 | 0 |
| AUGUST | | | | | | | | | | |
| ENPLANED | 115,786 | 118,355 | 124,337 | 142,685 | 150,520 | 61,747 | 134,282 | 159,376 | 166,730 | - |
| DEPLANED | 120,207 | 121,909 | 125,748 | 145,775 | 150,925 | 60,883 | 129,388 | 153,524 | 155,109 | - |
| TOTAL | 235,993 | 240,264 | 250,085 | 288,460 | 301,445 | 122,630 | 263,670 | 312,900 | 321,839 | 0 |
| SEPTEMBER | | | | | | | | | | |
| ENPLANED | 111,348 | 118,228 | 116,989 | 131,002 | 141,239 | 60,030 | 136,896 | 170,505 | 176,847 | - |
| DEPLANED | 111,403 | 115,240 | 114,923 | 126,479 | 137,184 | 61,563 | 131,103 | 154,069 | 154,358 | - |
| TOTAL | 222,751 | 233,468 | 231,912 | 257,481 | 278,423 | 121,593 | 267,999 | 324,574 | 331,205 | 0 |
| OCTOBER | | | | | | | | | | |
| ENPLANED | 123,732 | 125,347 | 131,250 | 142,026 | 153,681 | 63,745 | 160,364 | 182,745 | 187,748 | - |
| DEPLANED | 121,108 | 123,640 | 131,526 | 142,405 | 151,719 | 63,522 | 151,148 | 172,590 | 179,332 | - |
| TOTAL | 244,840 | 248,987 | 262,776 | 284,431 | 305,400 | 127,267 | 311,512 | 355,335 | 367,080 | 0 |
| NOVEMBER | | | | | | | | | | |
| ENPLANED | 112,373 | 123,815 | 128,692 | 149,369 | 145,674 | 55,696 | 151,148 | 177,016 | 175,134 | - |
| DEPLANED | 115,837 | 121,772 | 127,630 | 141,850 | 144,452 | 57,578 | 145,891 | 157,812 | 159,799 | - |
| TOTAL | 228,210 | 245,587 | 256,322 | 291,219 | 290,126 | 113,274 | 297,039 | 334,828 | 334,933 | 0 |
| DECEMBER | | | | | | | | | | |
| ENPLANED | 121,903 | 129,885 | 130,379 | 152,881 | 162,409 | 68,277 | 143,629 | 171,585 | 178,684 | - |
| DEPLANED | 120,341 | 125,320 | 129,811 | 150,046 | 159,607 | 64,958 | 134,992 | 153,051 | 165,657 | - |
| TOTAL | 242,244 | 255,205 | 260,190 | 302,927 | 322,016 | 133,235 | 278,621 | 324,636 | 344,341 | 0 |
| YTD | | | | | | | | | | |
| ENPLANED | 1,383,063 | 1,412,656 | 1,471,655 | 1,644,358 | 1,792,049 | 746,556 | 1,433,462 | 1,899,009 | 2,019,562 | 1,013,810 |
| DEPLANED | 1,380,150 | 1,395,078 | 1,457,707 | 1,616,198 | 1,725,004 | 744,592 | 1,387,713 | 1,768,430 | 1,884,548 | 924,785 |
| TOTAL | 2,763,213 | 2,807,734 | 2,929,362 | 3,260,556 | 3,517,053 | 1,491,148 | 2,821,175 | 3,667,439 | 3,904,110 | 1,938,595 |

10 YEAR FREIGHT STATISTICS

(Units in Tons)

| MONTH | 2015 | 2016 | 2017 | 2018 | 2019 | 2020 | 2021 | 2022 | 2023 | 2024 |
|------------------|---------------|---------------|---------------|---------------|---------------|---------------|----------------|---------------|----------------|---------------|
| JANUARY | | | | | | | | | | |
| ENPLANED | 3,508 | 3,584 | 3,161 | 3,511 | 3,199 | 3,576 | 4,015 | 3,589 | 3,560 | 3,980 |
| DEPLANED | 3,484 | 3,543 | 3,532 | 3,768 | 3,498 | 4,031 | 4,063 | 4,215 | 4,135 | 3,838 |
| TOTAL | 6,992 | 7,127 | 6,693 | 7,279 | 6,697 | 7,607 | 8,078 | 7,804 | 7,695 | 7,817 |
| FEBRUARY | | | | | | | | | | |
| ENPLANED | 3,457 | 3,461 | 3,297 | 3,641 | 3,101 | 3,562 | 3,255 | 3,760 | 3,750 | 4,076 |
| DEPLANED | 3,636 | 3,402 | 3,311 | 3,653 | 3,729 | 3,669 | 4,063 | 4,181 | 4,084 | 3,740 |
| TOTAL | 7,094 | 6,863 | 6,608 | 7,294 | 6,830 | 7,231 | 7,318 | 7,941 | 7,834 | 7,816 |
| MARCH | | | | | | | | | | |
| ENPLANED | 3,714 | 3,824 | 3,861 | 4,264 | 3,473 | 3,425 | 4,438 | 4,589 | 4,399 | 4,125 |
| DEPLANED | 3,930 | 3,752 | 4,063 | 4,472 | 4,100 | 4,193 | 5,424 | 5,067 | 4,894 | 3,812 |
| TOTAL | 7,643 | 7,576 | 7,924 | 8,736 | 7,573 | 7,618 | 9,862 | 9,656 | 9,292 | 7,936 |
| APRIL | | | | | | | | | | |
| ENPLANED | 3,953 | 3,618 | 3,440 | 3,728 | 3,203 | 2,774 | 4,207 | 4,166 | 3,791 | 3,690 |
| DEPLANED | 4,067 | 3,485 | 3,457 | 4,086 | 3,853 | 3,547 | 5,146 | 4,585 | 4,226 | 4,253 |
| TOTAL | 8,021 | 7,103 | 6,897 | 7,814 | 7,056 | 6,321 | 9,353 | 8,752 | 8,017 | 7,944 |
| MAY | | | | | | | | | | |
| ENPLANED | 3,967 | 3,344 | 3,645 | 4,084 | 3,539 | 2,802 | 3,895 | 3,700 | 4,638 | 3,910 |
| DEPLANED | 3,774 | 3,334 | 3,642 | 4,367 | 4,254 | 3,328 | 5,009 | 4,441 | 3,709 | 4,557 |
| TOTAL | 7,741 | 6,678 | 7,287 | 8,451 | 7,793 | 6,130 | 8,904 | 8,141 | 8,348 | 8,466 |
| JUNE | | | | | | | | | | |
| ENPLANED | 3,897 | 3,655 | 4,017 | 4,159 | 3,613 | 3,981 | 4,158 | 3,804 | 4,270 | 3,488 |
| DEPLANED | 3,727 | 3,654 | 3,783 | 4,452 | 4,229 | 3,451 | 5,170 | 3,851 | 4,716 | 4,145 |
| TOTAL | 7,624 | 7,309 | 7,800 | 8,611 | 7,842 | 7,431 | 9,328 | 7,655 | 8,986 | 7,633 |
| JULY | | | | | | | | | | |
| ENPLANED | 3,922 | 3,372 | 3,300 | 3,631 | 3,307 | 4,414 | 426 | 3,538 | 3,627 | - |
| DEPLANED | 3,908 | 3,370 | 3,397 | 4,116 | 4,260 | 4,243 | 5,183 | 3,607 | 4,170 | - |
| TOTAL | 7,829 | 6,742 | 6,697 | 7,747 | 7,567 | 8,657 | 5,609 | 7,145 | 7,797 | 0 |
| AUGUST | | | | | | | | | | |
| ENPLANED | 3,830 | 3,622 | 3,681 | 4,092 | 3,732 | 3,740 | 3,971 | 3,666 | 4,047 | - |
| DEPLANED | 3,686 | 3,603 | 3,835 | 4,574 | 4,523 | 3,736 | 4,890 | 3,503 | 4,500 | - |
| TOTAL | 7,516 | 7,224 | 7,516 | 8,666 | 8,255 | 7,477 | 8,861 | 7,169 | 8,547 | 0 |
| SEPTEMBER | | | | | | | | | | |
| ENPLANED | 4,053 | 3,523 | 3,189 | 3,689 | 3,487 | 3,877 | 4,197 | 3,838 | 3,805 | - |
| DEPLANED | 3,892 | 3,589 | 3,436 | 4,453 | 4,003 | 4,090 | 5,105 | 3,819 | 4,444 | - |
| TOTAL | 7,945 | 7,112 | 6,625 | 8,142 | 7,490 | 7,967 | 9,302 | 7,657 | 8,249 | 0 |
| OCTOBER | | | | | | | | | | |
| ENPLANED | 4,367 | 3,234 | 3,864 | 3,814 | 3,961 | 4,154 | 3,862 | 4,112 | 4,265 | - |
| DEPLANED | 3,883 | 3,590 | 3,605 | 4,576 | 4,527 | 4,967 | 5,149 | 4,876 | 4,432 | - |
| TOTAL | 8,250 | 6,824 | 7,469 | 8,390 | 8,488 | 9,120 | 9,011 | 8,987 | 8,697 | 0 |
| NOVEMBER | | | | | | | | | | |
| ENPLANED | 3,676 | 3,296 | 3,638 | 3,419 | 3,349 | 4,050 | 3,725 | 4,022 | 4,192 | - |
| DEPLANED | 3,461 | 3,775 | 3,978 | 4,342 | 5,211 | 4,756 | 4,900 | 4,622 | 4,634 | - |
| TOTAL | 7,137 | 7,071 | 7,616 | 7,761 | 8,560 | 8,807 | 8,625 | 8,644 | 8,826 | 0 |
| DECEMBER | | | | | | | | | | |
| ENPLANED | 3,830 | 3,724 | 4,054 | 3,665 | 3,944 | 4,994 | 4,505 | 4,276 | 4,373 | - |
| DEPLANED | 3,131 | 3,731 | 3,945 | 4,099 | 4,265 | 5,845 | 5,216 | 4,548 | 4,760 | - |
| TOTAL | 6,961 | 7,455 | 7,999 | 7,764 | 8,208 | 10,839 | 9,721 | 8,824 | 9,133 | 0 |
| YTD | | | | | | | | | | |
| ENPLANED | 46,174 | 42,257 | 43,147 | 45,697 | 41,908 | 45,348 | 44,654 | 47,061 | 48,717 | 23,268 |
| DEPLANED | 44,579 | 42,828 | 43,984 | 50,958 | 50,451 | 49,856 | 59,318 | 51,315 | 52,703 | 24,345 |
| TOTAL | 90,753 | 85,085 | 87,131 | 96,655 | 92,360 | 95,203 | 103,972 | 98,376 | 101,420 | 47,613 |

10 YEAR AIRCRAFT OPERATIONS STATISTICS

| MONTH | 2015 | 2016 | 2017 | 2018 | 2019 | 2020 | 2021 | 2022 | 2023 | 2024 |
|-------------------------|---------------|---------------|---------------|---------------|---------------|---------------|---------------|---------------|---------------|---------------|
| JANUARY | | | | | | | | | | |
| Air Carrier | 2,478 | 2,646 | 2,687 | 2,976 | 3,096 | 3,255 | 1,867 | 2,904 | 3,469 | 3,444 |
| Air Taxi | 1,509 | 1,270 | 1,216 | 1,208 | 1,278 | 1,213 | 1,236 | 1,456 | 1,366 | 1,308 |
| Military | 618 | 685 | 339 | 481 | 682 | 1,178 | 985 | 886 | 561 | 833 |
| General Aviation | 2,423 | 1,885 | 1,971 | 2,203 | 2,454 | 2,274 | 1,916 | 2,496 | 2,376 | 2,255 |
| TOTAL | 7,028 | 6,486 | 6,213 | 6,868 | 7,510 | 7,920 | 6,004 | 7,742 | 7,772 | 7,840 |
| FEBRUARY | | | | | | | | | | |
| Air Carrier | 2,326 | 2,440 | 2,449 | 2,651 | 2,860 | 3,013 | 1,638 | 2,617 | 3,369 | 3,190 |
| Air Taxi | 1,473 | 1,361 | 1,181 | 1,137 | 1,070 | 1,245 | 1,405 | 1,351 | 1,230 | 1,342 |
| Military | 645 | 633 | 461 | 453 | 452 | 870 | 940 | 654 | 581 | 677 |
| General Aviation | 2,264 | 2,264 | 1,690 | 1,926 | 2,048 | 2,102 | 1,848 | 2,214 | 2,011 | 2,172 |
| TOTAL | 6,708 | 6,698 | 5,781 | 6,167 | 6,430 | 7,230 | 5,831 | 6,836 | 7,191 | 7,381 |
| MARCH | | | | | | | | | | |
| Air Carrier | 2,733 | 2,808 | 2,945 | 3,053 | 3,281 | 2,999 | 2,449 | 3,223 | 3,830 | 3,504 |
| Air Taxi | 1,668 | 1,416 | 1,198 | 1,610 | 1,201 | 1,057 | 1,656 | 1,443 | 1,286 | 1,339 |
| Military | 909 | 990 | 451 | 495 | 621 | 998 | 1,030 | 508 | 761 | 750 |
| General Aviation | 2,700 | 1,914 | 2,131 | 2,906 | 2,285 | 1,856 | 2,386 | 2,467 | 2,737 | 2,726 |
| TOTAL | 8,010 | 7,128 | 6,725 | 8,064 | 7,388 | 6,910 | 7,521 | 7,641 | 8,614 | 8,319 |
| APRIL | | | | | | | | | | |
| Air Carrier | 2,578 | 2,862 | 2,832 | 3,243 | 3,412 | 1,434 | 2,360 | 3,285 | 3,802 | 3,806 |
| Air Taxi | 1,425 | 1,120 | 1,053 | 1,161 | 1,030 | 503 | 1,218 | 1,356 | 1,120 | 1,129 |
| Military | 550 | 676 | 459 | 528 | 530 | 1,461 | 1,397 | 690 | 531 | 743 |
| General Aviation | 2,262 | 1,740 | 1,997 | 2,492 | 2,309 | 1,321 | 2,373 | 2,210 | 2,266 | 2,777 |
| TOTAL | 6,815 | 6,398 | 6,341 | 7,424 | 7,281 | 4,719 | 7,348 | 7,541 | 7,719 | 8,455 |
| MAY | | | | | | | | | | |
| Air Carrier | 2,813 | 3,006 | 3,093 | 3,496 | 3,562 | 1,354 | 2,574 | 3,599 | 3,868 | 3,873 |
| Air Taxi | 1,467 | 1,094 | 1,157 | 1,089 | 1,061 | 593 | 1,249 | 1,246 | 1,070 | 1,140 |
| Military | 708 | 608 | 383 | 329 | 1,003 | 1,743 | 1,351 | 631 | 820 | 723 |
| General Aviation | 2,087 | 2,034 | 1,874 | 2,575 | 2,552 | 1,681 | 2,678 | 2,425 | 2,769 | 2,846 |
| TOTAL | 7,075 | 6,742 | 6,507 | 7,489 | 8,178 | 5,371 | 7,852 | 7,901 | 8,527 | 8,582 |
| JUNE | | | | | | | | | | |
| Air Carrier | 3,087 | 3,088 | 3,093 | 3,406 | 3,477 | 1,649 | 2,924 | 3,603 | 3,780 | 3,919 |
| Air Taxi | 1,497 | 1,083 | 1,147 | 935 | 1,014 | 846 | 1,125 | 1,400 | 1,231 | 1,186 |
| Military | 136 | 465 | 246 | 368 | 538 | 1,255 | 900 | 453 | 591 | 540 |
| General Aviation | 2,239 | 1,912 | 1,678 | 1,886 | 2,276 | 1,635 | 2,480 | 2,654 | 2,766 | 2,201 |
| TOTAL | 6,959 | 6,548 | 6,164 | 6,595 | 7,305 | 5,385 | 7,429 | 8,110 | 8,368 | 7,846 |
| JULY | | | | | | | | | | |
| Air Carrier | 2,853 | 3,033 | 3,067 | 3,553 | 3,552 | 1,960 | 3,065 | 3,549 | 3,825 | |
| Air Taxi | 1,193 | 1,066 | 1,078 | 930 | 963 | 718 | 1,319 | 1,256 | 874 | |
| Military | 354 | 404 | 323 | 419 | 233 | 753 | 790 | 502 | 469 | |
| General Aviation | 2,253 | 2,191 | 1,499 | 2,110 | 2,502 | 1,912 | 2,412 | 2,422 | 2,087 | |
| TOTAL | 6,653 | 6,694 | 5,967 | 7,012 | 7,250 | 5,343 | 7,586 | 7,729 | 7,255 | 0 |
| AUGUST | | | | | | | | | | |
| Air Carrier | 2,817 | 2,992 | 3,155 | 3,498 | 3,537 | 2,458 | 3,056 | 3,584 | 3,991 | |
| Air Taxi | 1,115 | 1,062 | 1,167 | 1,006 | 953 | 985 | 1,514 | 1,326 | 1,023 | |
| Military | 362 | 500 | 294 | 559 | 285 | 1,220 | 1,035 | 360 | 604 | |
| General Aviation | 2,315 | 1,803 | 1,725 | 2,183 | 1,959 | 2,384 | 2,531 | 2,386 | 2,413 | |
| TOTAL | 6,609 | 6,357 | 6,341 | 7,246 | 6,734 | 7,047 | 8,136 | 7,656 | 8,031 | 0 |
| SEPTEMBER | | | | | | | | | | |
| Air Carrier | 2,795 | 3,035 | 3,088 | 3,254 | 3,444 | 2,015 | 3,178 | 3,690 | 3,985 | |
| Air Taxi | 1,219 | 1,083 | 907 | 1,049 | 962 | 1,109 | 1,446 | 1,354 | 1,271 | |
| Military | 388 | 377 | 379 | 545 | 407 | 993 | 710 | 296 | 594 | |
| General Aviation | 2,049 | 1,777 | 1,775 | 2,239 | 1,725 | 2,717 | 2,424 | 2,293 | 2,715 | |
| TOTAL | 6,451 | 6,272 | 6,149 | 7,087 | 6,538 | 6,834 | 7,758 | 7,633 | 8,565 | 0 |
| OCTOBER | | | | | | | | | | |
| Air Carrier | 2,980 | 3,268 | 3,237 | 3,584 | 3,593 | 2,124 | 3,505 | 3,979 | 4,258 | |
| Air Taxi | 1,306 | 1,116 | 1,034 | 1,044 | 1,017 | 1,172 | 1,549 | 1,324 | 1,205 | |
| Military | 631 | 651 | 303 | 519 | 483 | 704 | 786 | 385 | 563 | |
| General Aviation | 2,415 | 1,873 | 1,806 | 2,603 | 2,410 | 2,673 | 2,373 | 2,591 | 2,555 | |
| TOTAL | 7,332 | 6,908 | 6,380 | 7,750 | 7,503 | 6,673 | 8,213 | 8,279 | 8,581 | 0 |
| NOVEMBER | | | | | | | | | | |
| Air Carrier | 2,988 | 3,143 | 3,095 | 3,579 | 3,524 | 2,086 | 3,481 | 3,994 | 3,893 | |
| Air Taxi | 1,332 | 1,087 | 1,035 | 870 | 1,226 | 1,688 | 1,393 | 1,336 | 1,051 | |
| Military | 625 | 403 | 310 | 264 | 502 | 504 | 819 | 471 | 611 | |
| General Aviation | 1,980 | 1,671 | 1,759 | 2,427 | 2,254 | 1,929 | 2,184 | 2,396 | 2,402 | |
| TOTAL | 6,925 | 6,304 | 6,199 | 7,140 | 7,506 | 6,207 | 7,877 | 8,197 | 7,957 | 0 |
| DECEMBER | | | | | | | | | | |
| Air Carrier | 2,964 | 3,136 | 3,175 | 3,522 | 3,767 | 2,198 | 3,162 | 3,835 | 3,868 | |
| Air Taxi | 1,132 | 1,366 | 1,223 | 1,207 | 1,189 | 1,661 | 1,497 | 1,577 | 1,192 | |
| Military | 506 | 364 | 221 | 257 | 283 | 475 | 586 | 525 | 414 | |
| General Aviation | 1,948 | 1,747 | 1,513 | 2,188 | 2,233 | 2,360 | 2,038 | 2,537 | 2,262 | |
| TOTAL | 6,550 | 6,613 | 6,132 | 7,174 | 7,472 | 6,694 | 7,283 | 8,474 | 7,736 | 0 |
| YTD | | | | | | | | | | |
| Air Carrier | 33,412 | 35,457 | 35,916 | 39,815 | 41,105 | 26,545 | 33,259 | 41,862 | 45,938 | 21,736 |
| Air Taxi | 16,336 | 14,124 | 13,396 | 13,246 | 12,964 | 12,790 | 16,607 | 16,425 | 13,919 | 7,444 |
| Military | 7,874 | 6,756 | 4,169 | 5,217 | 6,019 | 12,154 | 11,329 | 6,361 | 7,100 | 4,266 |
| General Aviation | 25,493 | 22,811 | 21,418 | 27,738 | 27,007 | 24,844 | 27,643 | 29,091 | 29,359 | 14,977 |
| TOTAL OPERATIONS | 83,115 | 79,148 | 74,899 | 86,016 | 87,095 | 76,333 | 88,838 | 93,739 | 96,316 | 48,423 |

Air Carrier - An aircraft with seating capacity of more than 60 seats or a maximum payload capacity of more than 18,000 pounds carrying passengers or cargo for hire or compensation.

Air Taxi - An aircraft designed to have a maximum seating capacity of 60 seats or less or a maximum payload capacity of 18,000 pounds or less carrying passengers or cargo for hire or compensation.

General Aviation - All civil aircraft, except those classified as air carriers or air taxis.

FUEL FLOW 2024

Units in Gallons

| FBO | ATLANTIC AVIATION | FRANKLIN MNTN AVIATION |
|----------------------|--------------------------|-------------------------------|
| JANUARY | 713,167 | 189,318 |
| FEBRUARY | 690,394 | 151,078 |
| MARCH | 735,994 | 199,790 |
| APRIL | 756,281 | 163,180 |
| MAY | 887,492 | 159,930 |
| JUNE | 718,944 | 122,847 |
| JULY | | |
| AUGUST | | |
| SEPTEMBER | | |
| OCTOBER | | |
| NOVEMBER | | |
| DECEMBER | | |
| TOTAL GALLONS | 4,502,272.0 | 986,143.0 |