



# Department of Aviation

## MAYOR

Oscar Leeser

## MEMORANDUM

## CITY COUNCIL

### District 1

Peter Svarzbein

### District 2

Alexandra Annello

### District 3

Cassandra Hernandez

### District 4

Joe Molinar

### District 5

Isabel Salcido

### District 6

Claudia L. Rodriguez

### District 7

Henry Rivera

### District 8

Cissy Lizarraga

## CITY MANAGER

Tommy Gonzalez

TO: General Public

THRU: Sam Rodriguez, PE, CM, cfm, cnu-a, Aviation Director *SR*

DATE: August 30, 2022

RE: July 2022 Aviation Activity Report

Enclosed for your records is the El Paso International Airport's (EPIA) July 2022 Monthly Aviation Activity Report. This report contains passenger and cargo traffic data for the month of July as well as for the past ten years.

The positive trend in passenger growth continues as total passenger traffic in July 2022 increased by 14.7% as compared to July 2021. Total passenger traffic is up 45% as compared to the same time last year.

Most importantly, passenger traffic year to date for July 2022 is running at 99.8% as compared to the period ending July 2019, the current passenger total is 2,015,166.

The amount of freight processing through EPIA showed a decrease of 8% compared to the same time last year.

Please contact Ms. Gabriela Prats at (915) 212-7332 if you have any questions.



**Sam Rodriguez, PE, CM, cfm, cnu-a**  
**Aviation Director**

El Paso International Airport | 6701 Convair Road | El Paso, TX 79925  
O: (915) 212-0330 | FlyElPaso.com



DELIVERING EXCEPTIONAL SERVICES



# MONTHLY ACTIVITY REPORT

- PASSENGER
- AIR CARGO
- NON-STOP DESTINATIONS
- AIRCRAFT OPERATIONS

July 2022



**EL PASO**  
INTERNATIONAL AIRPORT

---

---

---



# EL PASO INTERNATIONAL AIRPORT MONTHLY ACTIVITY REPORT

July 2022

## Table of Contents PAGE

---

AIRPORT ACTIVITY OVERVIEW	1
NONSTOP DESTINATION ANALYSIS	2
MAP OF NONSTOP DESTINATIONS	3
PASSENGER MARKET SHARE BY AIRLINE	4
10 YEAR HISTORY OF EPIA PASSENGER TRAFFIC	5
10 YEAR FREIGHT STATISTICS	6
10 YEAR AIRCRAFT OPERATIONS	7
FUEL FLOW	8

# ACTIVITY OVERVIEW

	2022			2021		
<b>PASSENGERS</b>	<b>JULY '22</b>	<b>JULY '21</b>	<b>% Change</b>	<b>YTD</b>	<b>YTD</b>	<b>% Change</b>
ENPLANED	176,389	152,240	15.9	1,037,782	707,143	46.8
DEPLANED	172,176	151,761	13.5	977,384	682,773	43.1
<b>TOTAL</b>	<b>348,565</b>	<b>304,001</b>	<b>14.7</b>	<b>2,015,166</b>	<b>1,389,916</b>	<b>45.0</b>

<b>FREIGHT IN TONS</b>	<b>JULY '22</b>	<b>JULY '21</b>	<b>% Change</b>	<b>YTD</b>	<b>YTD</b>	<b>% Change</b>
ENPLANED	3,557.3	4,025.9	(11.6)	27,146.5	27,994.0	(3.0)
DEPLANED	3,606.5	5,182.9	(30.4)	29,947.8	34,057.3	(12.1)
<b>TOTAL</b>	<b>7,163.8</b>	<b>9,208.8</b>	<b>(22.2)</b>	<b>57,094.3</b>	<b>62,051.3</b>	<b>(8.0)</b>

<b>AIRCRAFT OPERATIONS</b>	<b>JULY '22</b>	<b>JULY '21</b>	<b>% Change</b>	<b>YTD</b>	<b>YTD</b>	<b>% Change</b>
AIR CARRIER	3,549	3,065	15.8	22,780	16,877	35.0
AIR TAXI	1,256	1,319	(4.8)	9,508	9,208	3.3
MILITARY	502	790	(36.5)	4,324	7,393	(41.5)
GENERAL AVIATION	2,422	2,412	0.4	16,888	16,093	4.9
<b>TOTAL</b>	<b>7,729</b>	<b>7,586</b>	<b>1.9</b>	<b>53,500</b>	<b>49,571</b>	<b>7.9</b>

## JULY 2022 FLIGHT SCHEDULE SUMMARY NON-STOP DESTINATIONS

<b>DOMESTIC</b>				
	Jul '2022	Jul '2021	Change	% Change
<b>DAILY DEPARTURES</b>	52	41	11	26.8%
<b>DAILY SEATS</b>	6,321	4,803	1,518	31.6%

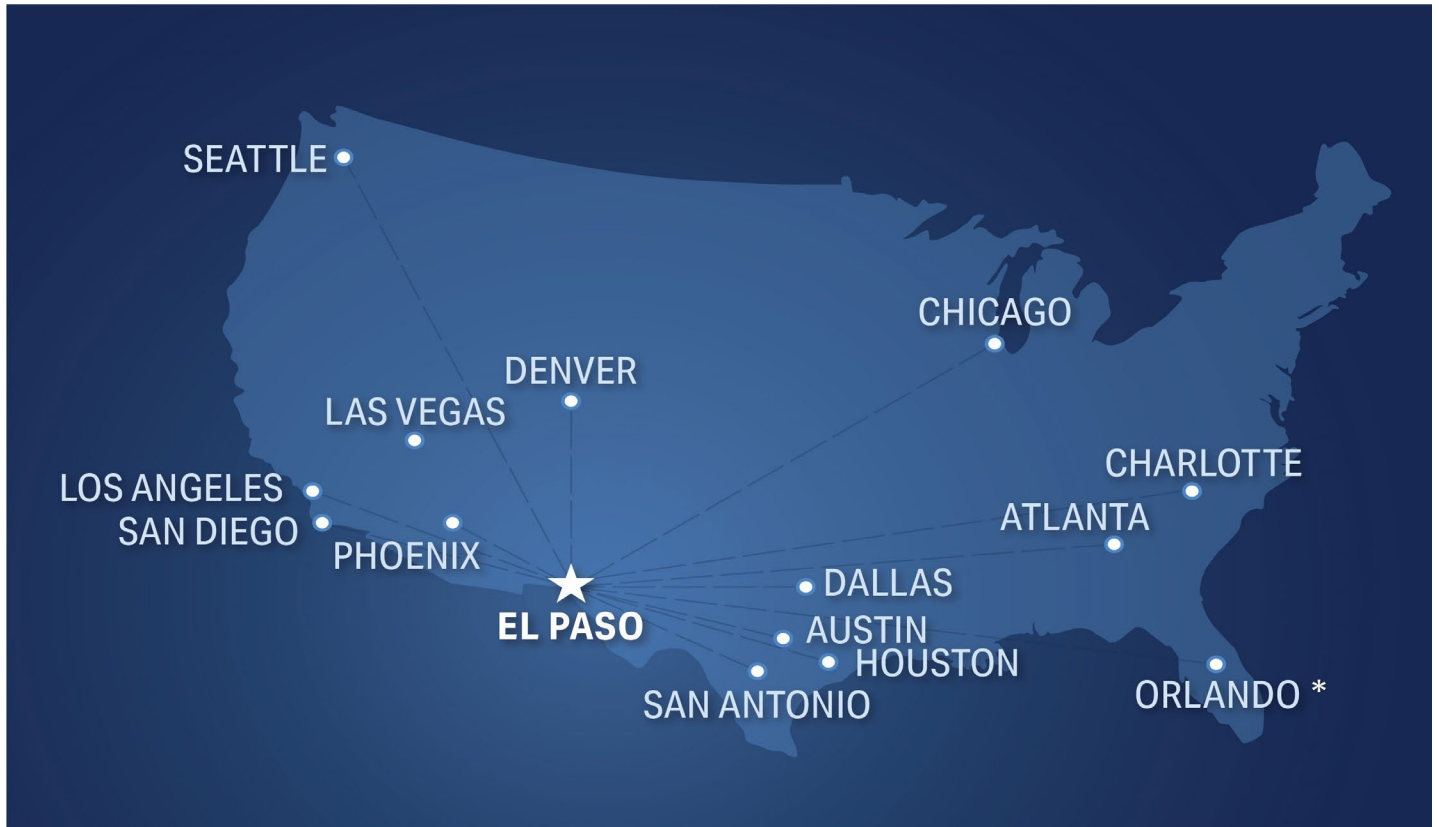
<b>LEGACY CARRIERS</b>	<b>DAILY</b>		
<b>NON-STOP DEPARTURES</b>	<b>FLIGHTS</b>	<b>AIRLINE</b>	
Atlanta (ATL)	2	Delta	2
Austin (AUS)	6	Southwest	3
		American	3
Charlotte (CLT)	0	American	0
Chicago O'Hare (ORD)	2	American	1
		United	1
Dallas Love Field (DAL)	5	Southwest	5
Dallas/Fort Worth (DFW)	7	American	7
Denver (DEN)	5	United	3
		Southwest	2
Houston Hobby (HOU)	3	Southwest	3
Houston Intercontinental (IAH)	5	United	5
Las Vegas (LAS)	2	Southwest	2
Los Angeles (LAX)	3	American	2
		Southwest	1
Phoenix (PHX)	8	American	4
		Southwest	4
San Antonio (SAT)	2	Southwest	2
San Diego (SAN)	1	Southwest	1
Seattle (SEA)	1	Alaska	1
<b>TOTAL</b>	<b>52</b>		

<b>ULTRA LOW COST CARRIERS</b>	<b>WEEKLY</b>	
<b>NON-STOP DEPARTURES</b>	<b>FLIGHTS</b>	<b>AIRLINE</b>
Chicago O'Hare (ORD)*	0	Frontier
Las Vegas (LAS)	4	Allegiant, Frontier
Denver (DEN)	3	Frontier
San Diego (SAN)*	2	Allegiant
Orlando International (MCO)	2	Frontier
* Seasonal Service		
<b>TOTAL</b>	<b>11</b>	

Note: This month's Flight Schedule Summary information retrieved from InterVISTAS Aviation Data Base Airport

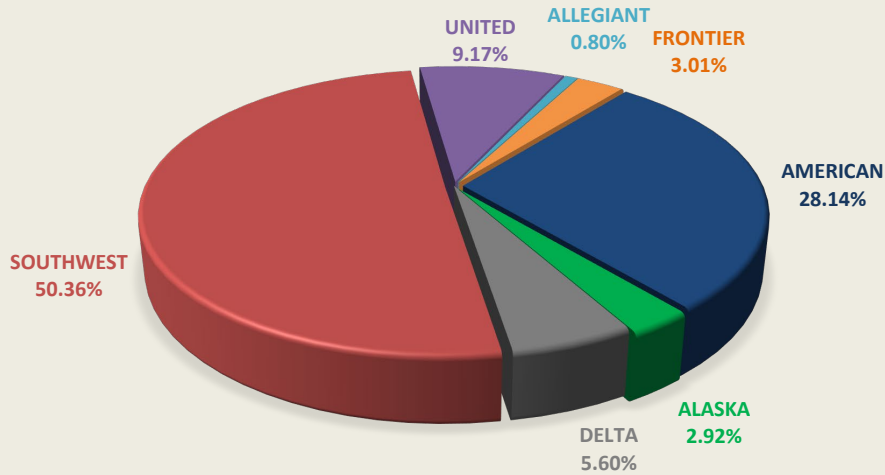
Schedule Report for the week of 07/18/2022 - 07/24/2022 from ELP Records.

# EL PASO INTERNATIONAL AIRPORT NON-STOP DESTINATIONS 2022

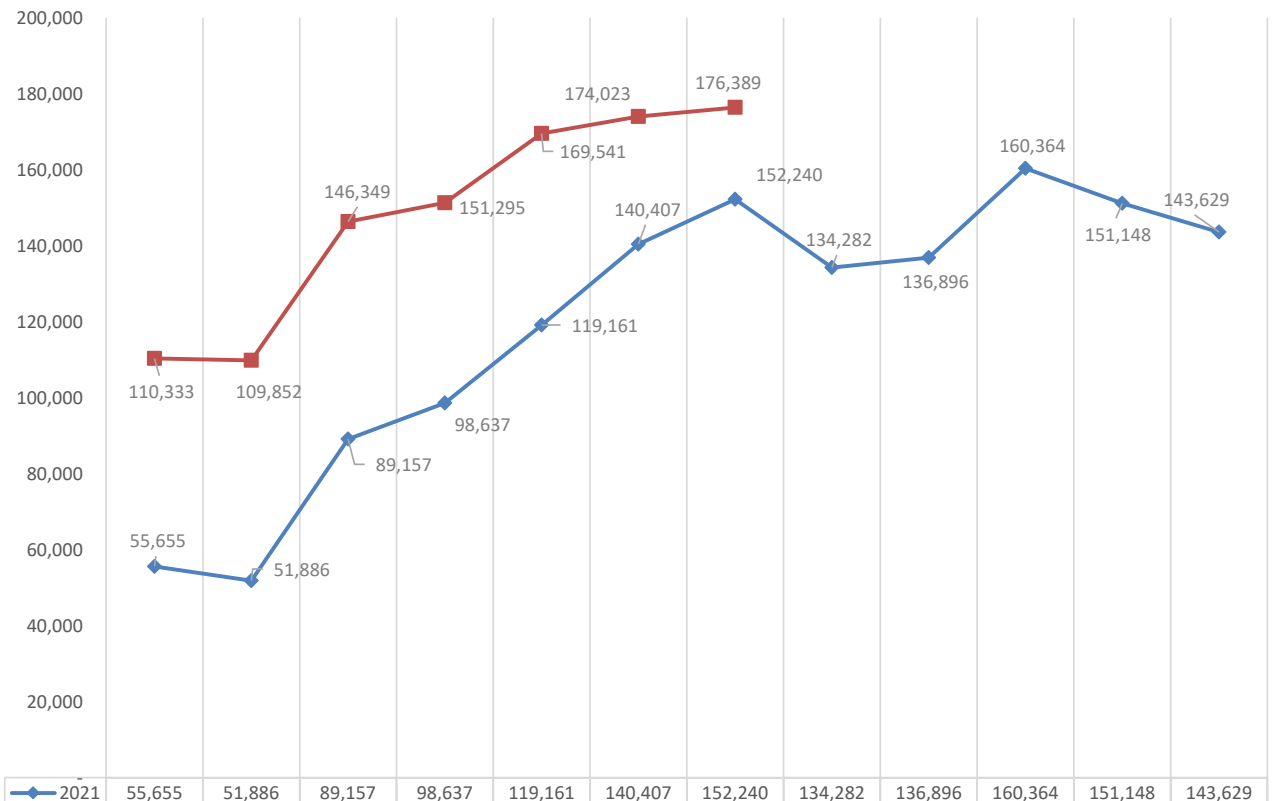




### Passenger Market Share by Airline July 2022



### YTD ENPLANED PASSENGERS 2022 VS 2021



## 10 YEAR PASSENGER STATISTICS

MONTH	2013	2014	2015	2016	2017	2018	2019	2020	2021	2022
<b>JANUARY</b>										
ENPLANED	97,819	97,404	96,308	97,697	103,575	107,269	124,887	123,984	55,655	110,333
DEPLANED	99,404	97,364	97,119	99,335	102,166	107,006	119,893	124,363	57,705	103,266
<b>TOTAL</b>	<b>197,223</b>	<b>194,768</b>	<b>193,427</b>	<b>197,032</b>	<b>205,741</b>	<b>214,275</b>	<b>244,780</b>	<b>248,347</b>	<b>113,360</b>	<b>213,599</b>
<b>FEBRUARY</b>										
ENPLANED	92,535	87,181	88,858	90,975	92,965	99,496	114,668	116,127	51,886	109,852
DEPLANED	90,877	86,732	88,461	91,792	91,918	98,125	110,564	115,187	51,216	106,643
<b>TOTAL</b>	<b>183,412</b>	<b>173,913</b>	<b>177,319</b>	<b>182,767</b>	<b>184,883</b>	<b>197,621</b>	<b>225,232</b>	<b>231,314</b>	<b>103,102</b>	<b>216,495</b>
<b>MARCH</b>										
ENPLANED	125,456	117,218	117,183	117,008	123,286	129,596	148,269	73,106	89,157	146,349
DEPLANED	124,913	117,222	118,427	115,001	119,413	127,233	142,495	75,512	88,529	137,668
<b>TOTAL</b>	<b>250,369</b>	<b>234,440</b>	<b>235,610</b>	<b>232,009</b>	<b>242,699</b>	<b>256,829</b>	<b>290,764</b>	<b>148,618</b>	<b>177,686</b>	<b>284,017</b>
<b>APRIL</b>										
ENPLANED	111,964	113,912	115,144	105,604	116,830	128,790	148,085	12,915	98,637	151,295
DEPLANED	110,910	111,874	112,514	103,069	115,552	125,804	134,744	11,460	92,825	138,663
<b>TOTAL</b>	<b>222,874</b>	<b>225,786</b>	<b>227,658</b>	<b>208,673</b>	<b>232,382</b>	<b>254,594</b>	<b>282,829</b>	<b>24,375</b>	<b>191,462</b>	<b>289,958</b>
<b>MAY</b>										
ENPLANED	128,116	122,897	124,914	125,223	128,132	143,657	165,498	21,850	119,161	169,541
DEPLANED	121,903	118,203	122,505	121,294	127,223	142,046	150,209	22,404	117,875	158,530
<b>TOTAL</b>	<b>250,019</b>	<b>241,100</b>	<b>247,419</b>	<b>246,517</b>	<b>255,355</b>	<b>285,703</b>	<b>315,707</b>	<b>44,254</b>	<b>237,036</b>	<b>328,071</b>
<b>JUNE</b>										
ENPLANED	131,166	136,925	126,368	129,832	138,603	159,470	166,859	37,393	140,407	174,023
DEPLANED	126,367	131,486	123,618	126,329	134,136	152,464	154,421	37,898	135,280	160,438
<b>TOTAL</b>	<b>257,533</b>	<b>268,411</b>	<b>249,986</b>	<b>256,161</b>	<b>272,739</b>	<b>311,934</b>	<b>321,280</b>	<b>75,291</b>	<b>275,687</b>	<b>334,461</b>
<b>JULY*</b>										
ENPLANED	129,004	142,725	129,146	130,687	136,617	158,117	170,260	51,686	152,240	176,389
DEPLANED	130,430	141,965	128,610	130,377	137,661	156,965	168,791	49,264	151,761	172,176
<b>TOTAL</b>	<b>259,434</b>	<b>284,690</b>	<b>257,756</b>	<b>261,064</b>	<b>274,278</b>	<b>315,082</b>	<b>339,051</b>	<b>100,950</b>	<b>304,001</b>	<b>348,565</b>
<b>AUGUST</b>										
ENPLANED	116,574	120,640	115,786	118,355	124,337	142,685	150,520	61,747	134,282	-
DEPLANED	118,614	124,205	120,207	121,909	125,748	145,775	150,925	60,883	129,388	-
<b>TOTAL</b>	<b>235,188</b>	<b>244,845</b>	<b>235,993</b>	<b>240,264</b>	<b>250,085</b>	<b>288,460</b>	<b>301,445</b>	<b>122,630</b>	<b>263,670</b>	<b>0</b>
<b>SEPTEMBER</b>										
ENPLANED	105,301	109,999	111,348	118,228	116,989	131,002	141,239	60,030	136,896	-
DEPLANED	104,610	109,447	111,403	115,240	114,923	126,479	137,184	61,563	131,103	-
<b>TOTAL</b>	<b>209,911</b>	<b>219,446</b>	<b>222,751</b>	<b>233,468</b>	<b>231,912</b>	<b>257,481</b>	<b>278,423</b>	<b>121,593</b>	<b>267,999</b>	<b>0</b>
<b>OCTOBER</b>										
ENPLANED	115,357	116,967	123,732	125,347	131,250	142,026	153,681	63,745	160,364	-
DEPLANED	115,622	116,313	121,108	123,640	131,526	142,405	151,719	63,522	151,148	-
<b>TOTAL</b>	<b>230,979</b>	<b>233,280</b>	<b>244,840</b>	<b>248,987</b>	<b>262,776</b>	<b>284,431</b>	<b>305,400</b>	<b>127,267</b>	<b>311,512</b>	<b>0</b>
<b>NOVEMBER</b>										
ENPLANED	109,477	106,744	112,373	123,815	128,692	149,369	145,674	55,696	151,148	-
DEPLANED	107,736	107,656	115,837	121,772	127,630	141,850	144,452	57,578	145,891	-
<b>TOTAL</b>	<b>217,213</b>	<b>214,400</b>	<b>228,210</b>	<b>245,587</b>	<b>256,322</b>	<b>291,219</b>	<b>290,126</b>	<b>113,274</b>	<b>297,039</b>	<b>0</b>
<b>DECEMBER</b>										
ENPLANED	126,659	122,526	121,903	129,885	130,379	152,881	162,409	68,277	143,629	-
DEPLANED	123,899	120,643	120,341	125,320	129,811	150,046	159,607	64,958	134,992	-
<b>TOTAL</b>	<b>250,558</b>	<b>243,169</b>	<b>242,244</b>	<b>255,205</b>	<b>260,190</b>	<b>302,927</b>	<b>322,016</b>	<b>133,235</b>	<b>278,621</b>	<b>0</b>
<b>YTD</b>										
ENPLANED	1,389,428	1,395,138	1,383,063	1,412,656	1,471,655	1,644,358	1,792,049	746,556	1,433,462	1,037,782
DEPLANED	1,375,285	1,383,110	1,380,150	1,395,078	1,457,707	1,616,198	1,725,004	744,592	1,387,713	977,384
<b>TOTAL</b>	<b>2,764,713</b>	<b>2,778,248</b>	<b>2,763,213</b>	<b>2,807,734</b>	<b>2,929,362</b>	<b>3,260,556</b>	<b>3,517,053</b>	<b>1,491,148</b>	<b>2,821,175</b>	<b>2,015,166</b>



# 10 YEAR FREIGHT STATISTICS

(Units in Tons)

MONTH	2013	2014	2015	2016	2017	2018	2019	2020	2021	2022
<b>JANUARY</b>										
ENPLANED	3,599	3,344	3,508	3,584	3,161	3,511	3,199	3,576	4,015	3,589
DEPLANED	3,680	3,426	3,484	3,543	3,532	3,768	3,498	4,031	4,063	4,215
<b>TOTAL</b>	<b>7,280</b>	<b>6,770</b>	<b>6,992</b>	<b>7,127</b>	<b>6,693</b>	<b>7,279</b>	<b>6,697</b>	<b>7,607</b>	<b>8,078</b>	<b>7,804</b>
<b>FEBRUARY</b>										
ENPLANED	3,442	3,122	3,457	3,461	3,297	3,641	3,101	3,562	3,255	3,760
DEPLANED	3,609	3,129	3,636	3,402	3,311	3,653	3,729	3,669	4,063	4,181
<b>TOTAL</b>	<b>7,052</b>	<b>6,251</b>	<b>7,094</b>	<b>6,863</b>	<b>6,608</b>	<b>7,294</b>	<b>6,830</b>	<b>7,231</b>	<b>7,318</b>	<b>7,941</b>
<b>MARCH</b>										
ENPLANED	3,604	3,641	3,714	3,824	3,861	4,264	3,473	3,425	4,438	4,589
DEPLANED	4,003	3,498	3,930	3,752	4,063	4,472	4,100	4,193	5,424	5,067
<b>TOTAL</b>	<b>7,606</b>	<b>7,140</b>	<b>7,643</b>	<b>7,576</b>	<b>7,924</b>	<b>8,736</b>	<b>7,573</b>	<b>7,618</b>	<b>9,862</b>	<b>9,656</b>
<b>APRIL</b>										
ENPLANED	3,433	3,751	3,953	3,618	3,440	3,728	3,203	2,774	4,207	4,166
DEPLANED	3,832	3,627	4,067	3,485	3,457	4,086	3,853	3,547	5,146	4,585
<b>TOTAL</b>	<b>7,265</b>	<b>7,378</b>	<b>8,021</b>	<b>7,103</b>	<b>6,897</b>	<b>7,814</b>	<b>7,056</b>	<b>6,321</b>	<b>9,353</b>	<b>8,752</b>
<b>MAY</b>										
ENPLANED	3,817	3,874	3,967	3,344	3,645	4,084	3,539	2,802	3,895	3,700
DEPLANED	3,767	3,577	3,774	3,334	3,642	4,367	4,254	3,328	5,009	4,441
<b>TOTAL</b>	<b>7,584</b>	<b>7,451</b>	<b>7,741</b>	<b>6,678</b>	<b>7,287</b>	<b>8,451</b>	<b>7,793</b>	<b>6,130</b>	<b>8,904</b>	<b>8,141</b>
<b>JUNE</b>										
ENPLANED	3,908	3,643	3,897	3,655	4,017	4,159	3,613	3,981	4,158	3,804
DEPLANED	3,594	3,484	3,727	3,654	3,783	4,452	4,229	3,451	5,170	3,851
<b>TOTAL</b>	<b>7,502</b>	<b>7,126</b>	<b>7,624</b>	<b>7,309</b>	<b>7,800</b>	<b>8,611</b>	<b>7,842</b>	<b>7,431</b>	<b>9,328</b>	<b>7,655</b>
<b>JULY</b>										
ENPLANED	3,549	3,789	3,922	3,372	3,300	3,631	3,307	4,414	426	3,538
DEPLANED	3,594	3,764	3,908	3,370	3,397	4,116	4,260	4,243	5,183	3,607
<b>TOTAL</b>	<b>7,143</b>	<b>7,553</b>	<b>7,829</b>	<b>6,742</b>	<b>6,697</b>	<b>7,747</b>	<b>7,567</b>	<b>8,657</b>	<b>5,609</b>	<b>7,145</b>
<b>AUGUST</b>										
ENPLANED	4,112	3,715	3,830	3,622	3,681	4,092	3,732	3,740	3,971	-
DEPLANED	3,721	3,797	3,686	3,603	3,835	4,574	4,523	3,736	4,890	-
<b>TOTAL</b>	<b>7,833</b>	<b>7,512</b>	<b>7,516</b>	<b>7,224</b>	<b>7,516</b>	<b>8,666</b>	<b>8,255</b>	<b>7,477</b>	<b>8,861</b>	<b>0</b>
<b>SEPTEMBER</b>										
ENPLANED	3,676	3,601	4,053	3,523	3,189	3,689	3,487	3,877	4,197	-
DEPLANED	3,430	3,554	3,892	3,589	3,436	4,453	4,003	4,090	5,105	-
<b>TOTAL</b>	<b>7,106</b>	<b>7,155</b>	<b>7,945</b>	<b>7,112</b>	<b>6,625</b>	<b>8,142</b>	<b>7,490</b>	<b>7,967</b>	<b>9,302</b>	<b>0</b>
<b>OCTOBER</b>										
ENPLANED	4,203	3,979	4,367	3,234	3,864	3,814	3,961	4,154	3,862	-
DEPLANED	3,853	3,938	3,883	3,590	3,605	4,576	4,527	4,967	5,149	-
<b>TOTAL</b>	<b>8,055</b>	<b>7,917</b>	<b>8,250</b>	<b>6,824</b>	<b>7,469</b>	<b>8,390</b>	<b>8,488</b>	<b>9,120</b>	<b>9,011</b>	<b>0</b>
<b>NOVEMBER</b>										
ENPLANED	3,694	3,512	3,676	3,296	3,638	3,419	3,349	4,050	3,725	-
DEPLANED	3,451	3,542	3,461	3,775	3,978	4,342	5,211	4,756	4,900	-
<b>TOTAL</b>	<b>7,145</b>	<b>7,054</b>	<b>7,137</b>	<b>7,071</b>	<b>7,616</b>	<b>7,761</b>	<b>8,560</b>	<b>8,807</b>	<b>8,625</b>	<b>0</b>
<b>DECEMBER</b>										
ENPLANED	3,600	3,806	3,830	3,724	4,054	3,665	3,944	4,994	4,505	-
DEPLANED	3,209	3,356	3,131	3,731	3,945	4,099	4,265	5,845	5,216	-
<b>TOTAL</b>	<b>6,809</b>	<b>7,163</b>	<b>6,961</b>	<b>7,455</b>	<b>7,999</b>	<b>7,764</b>	<b>8,208</b>	<b>10,839</b>	<b>9,721</b>	<b>0</b>
<b>YTD</b>										
ENPLANED	44,637	43,778	46,174	42,257	43,147	45,697	41,908	45,348	44,654	27,147
DEPLANED	43,742	42,692	44,579	42,828	43,984	50,958	50,451	49,856	59,318	29,948
<b>TOTAL</b>	<b>88,379</b>	<b>86,470</b>	<b>90,753</b>	<b>85,085</b>	<b>87,131</b>	<b>96,655</b>	<b>92,360</b>	<b>95,203</b>	<b>103,972</b>	<b>57,094</b>

## 10 YEAR AIRCRAFT OPERATIONS STATISTICS

MONTH	2013	2014	2015	2016	2017	2018	2019	2020	2021	2022
<b>JANUARY</b>										
Air Carrier	2,826	2,608	2,478	2,646	2,687	2,976	3,096	3,255	1,867	2,904
Air Taxi	1,710	1,717	1,509	1,270	1,216	1,208	1,278	1,213	1,236	1,456
Military	404	604	618	685	339	481	682	1,178	985	886
General Aviation	2,874	2,423	2,423	1,885	1,971	2,203	2,454	2,274	1,916	2,496
<b>TOTAL</b>	<b>7,814</b>	<b>7,567</b>	<b>7,028</b>	<b>6,486</b>	<b>6,213</b>	<b>6,868</b>	<b>7,510</b>	<b>7,920</b>	<b>6,004</b>	<b>7,742</b>
<b>FEBRUARY</b>										
Air Carrier	2,687	2,208	2,326	2,440	2,449	2,651	2,860	3,013	1,638	2,617
Air Taxi	1,633	1,827	1,473	1,361	1,181	1,137	1,070	1,245	1,405	1,351
Military	605	1,587	645	633	461	453	452	870	940	654
General Aviation	2,665	2,921	2,264	2,264	1,690	1,926	2,048	2,102	1,848	2,214
<b>TOTAL</b>	<b>7,590</b>	<b>8,543</b>	<b>6,708</b>	<b>6,698</b>	<b>5,781</b>	<b>6,167</b>	<b>6,430</b>	<b>7,230</b>	<b>5,831</b>	<b>6,836</b>
<b>MARCH</b>										
Air Carrier	3,127	2,732	2,733	2,808	2,945	3,053	3,281	2,999	2,449	3,223
Air Taxi	1,840	1,948	1,668	1,416	1,198	1,610	1,201	1,057	1,656	1,443
Military	440	809	909	990	451	495	621	998	1,030	508
General Aviation	2,667	3,183	2,700	1,914	2,131	2,906	2,285	1,856	2,386	2,467
<b>TOTAL</b>	<b>8,074</b>	<b>8,672</b>	<b>8,010</b>	<b>7,128</b>	<b>6,725</b>	<b>8,064</b>	<b>7,388</b>	<b>6,910</b>	<b>7,521</b>	<b>7,641</b>
<b>APRIL</b>										
Air Carrier	2,958	2,572	2,578	2,862	2,832	3,243	3,412	1,434	2,360	3,285
Air Taxi	1,907	1,752	1,425	1,120	1,053	1,161	1,030	503	1,218	1,356
Military	508	500	550	676	459	528	530	1,461	1,397	690
General Aviation	2,234	3,089	2,262	1,740	1,997	2,492	2,309	1,321	2,373	2,210
<b>TOTAL</b>	<b>7,607</b>	<b>7,913</b>	<b>6,815</b>	<b>6,398</b>	<b>6,341</b>	<b>7,424</b>	<b>7,281</b>	<b>4,719</b>	<b>7,348</b>	<b>7,541</b>
<b>MAY</b>										
Air Carrier	2,949	2,697	2,813	3,006	3,093	3,496	3,562	1,354	2,574	3,599
Air Taxi	1,882	1,750	1,467	1,094	1,157	1,089	1,061	593	1,249	1,246
Military	377	513	708	608	383	329	1,003	1,743	1,351	631
General Aviation	2,396	2,876	2,087	2,034	1,874	2,575	2,552	1,681	2,678	2,425
<b>TOTAL</b>	<b>7,604</b>	<b>7,836</b>	<b>7,075</b>	<b>6,742</b>	<b>6,507</b>	<b>7,489</b>	<b>8,178</b>	<b>5,371</b>	<b>7,852</b>	<b>7,901</b>
<b>JUNE</b>										
Air Carrier	2,769	2,920	3,087	3,088	3,093	3,406	3,477	1,649	2,924	3,603
Air Taxi	1,814	1,626	1,497	1,083	1,147	935	1,014	846	1,125	1,400
Military	327	241	136	465	246	368	538	1,255	900	453
General Aviation	2,231	2,829	2,239	1,912	1,678	1,886	2,276	1,635	2,480	2,654
<b>TOTAL</b>	<b>7,141</b>	<b>7,616</b>	<b>6,959</b>	<b>6,548</b>	<b>6,164</b>	<b>6,595</b>	<b>7,305</b>	<b>5,385</b>	<b>7,429</b>	<b>8,110</b>
<b>JULY</b>										
Air Carrier	2,902	3,107	2,853	3,033	3,067	3,553	3,552	1,960	3,065	3,549
Air Taxi	1,807	1,772	1,193	1,066	1,078	930	963	718	1,319	1,256
Military	493	461	354	404	323	419	233	753	790	502
General Aviation	2,178	2,510	2,253	2,191	1,499	2,110	2,502	1,912	2,412	2,422
<b>TOTAL</b>	<b>7,380</b>	<b>7,850</b>	<b>6,653</b>	<b>6,694</b>	<b>5,967</b>	<b>7,012</b>	<b>7,250</b>	<b>5,343</b>	<b>7,586</b>	<b>7,729</b>
<b>AUGUST</b>										
Air Carrier	2,877	2,975	2,817	2,992	3,155	3,498	3,537	2,458	3,056	
Air Taxi	1,836	1,813	1,115	1,062	1,167	1,006	953	985	1,514	
Military	410	388	362	500	294	559	285	1,220	1,035	
General Aviation	2,627	2,261	2,315	1,803	1,725	2,183	1,959	2,384	2,531	
<b>TOTAL</b>	<b>7,750</b>	<b>7,437</b>	<b>6,609</b>	<b>6,357</b>	<b>6,341</b>	<b>7,246</b>	<b>6,734</b>	<b>7,047</b>	<b>8,136</b>	<b>0</b>
<b>SEPTEMBER</b>										
Air Carrier	2,815	2,761	2,795	3,035	3,088	3,254	3,444	2,015	3,178	
Air Taxi	1,485	1,505	1,219	1,083	907	1,049	962	1,109	1,446	
Military	283	277	388	377	379	545	407	993	710	
General Aviation	2,257	2,109	2,049	1,777	1,775	2,239	1,725	2,717	2,424	
<b>TOTAL</b>	<b>6,840</b>	<b>6,652</b>	<b>6,451</b>	<b>6,272</b>	<b>6,149</b>	<b>7,087</b>	<b>6,538</b>	<b>6,834</b>	<b>7,758</b>	<b>0</b>
<b>OCTOBER</b>										
Air Carrier	2,971	2,763	2,980	3,268	3,237	3,584	3,593	2,124	3,505	
Air Taxi	1,792	1,629	1,306	1,116	1,034	1,044	1,017	1,172	1,549	
Military	398	423	631	651	303	519	483	704	786	
General Aviation	2,877	2,750	2,415	1,873	1,806	2,603	2,410	2,673	2,373	
<b>TOTAL</b>	<b>8,038</b>	<b>7,565</b>	<b>7,332</b>	<b>6,908</b>	<b>6,380</b>	<b>7,750</b>	<b>7,503</b>	<b>6,673</b>	<b>8,213</b>	<b>0</b>
<b>NOVEMBER</b>										
Air Carrier	2,878	2,445	2,988	3,143	3,095	3,579	3,524	2,086	3,481	
Air Taxi	1,486	1,620	1,332	1,087	1,035	870	1,226	1,688	1,393	
Military	429	502	625	403	310	264	502	504	819	
General Aviation	2,577	2,508	1,980	1,671	1,759	2,427	2,254	1,929	2,184	
<b>TOTAL</b>	<b>7,370</b>	<b>7,075</b>	<b>6,925</b>	<b>6,304</b>	<b>6,199</b>	<b>7,140</b>	<b>7,506</b>	<b>6,207</b>	<b>7,877</b>	<b>0</b>
<b>DECEMBER</b>										
Air Carrier	2,993	2,705	2,964	3,136	3,175	3,522	3,767	2,198	3,162	
Air Taxi	1,670	1,622	1,132	1,366	1,223	1,207	1,189	1,661	1,497	
Military	533	423	506	364	221	257	283	475	586	
General Aviation	2,518	2,091	1,948	1,747	1,513	2,188	2,233	2,360	2,038	
<b>TOTAL</b>	<b>7,714</b>	<b>6,841</b>	<b>6,550</b>	<b>6,613</b>	<b>6,132</b>	<b>7,174</b>	<b>7,472</b>	<b>6,694</b>	<b>7,283</b>	<b>0</b>
<b>YTD</b>										
Air Carrier	34,752	32,493	33,412	35,457	35,916	39,815	41,105	26,545	33,259	22,780
Air Taxi	20,862	20,581	16,336	14,124	13,396	13,246	12,964	12,790	16,607	9,508
Military	5,207	6,728	7,874	6,756	4,169	5,217	6,019	12,154	11,329	4,324
General Aviation	30,101	31,765	25,493	22,811	21,418	27,738	27,007	24,844	27,643	16,888
<b>TOTAL OPERATIONS</b>	<b>90,922</b>	<b>91,567</b>	<b>83,115</b>	<b>79,148</b>	<b>74,899</b>	<b>86,016</b>	<b>87,095</b>	<b>76,333</b>	<b>88,838</b>	<b>53,500</b>

**Air Carrier** - An aircraft with seating capacity of more than 60 seats or a maximum payload capacity of more than 18,000 pounds carrying passengers or cargo for hire or compensation.

**Air Taxi** - An aircraft designed to have a maximum seating capacity of 60 seats or less or a maximum payload capacity of 18,000 pounds or less carrying passengers or cargo for hire or compensation.

**General Aviation** - All civil aircraft, except those classified as air carriers or air taxis.

**Military** - All classes of military aircraft.

## FUEL FLOW 2022

Units in Gallons

<b>FBO</b>	<b>AMERICAN AIR / TOMZA</b>	<b>ATI JET</b>	<b>ATLANTIC AVIATION</b>	<b>FRANKLIN MNTN AVIATION</b>
JANUARY	3,812	24,818	938,337	83,838
FEBRUARY	4,984	23,388	851,684	81,152
MARCH	4,446	32,582	999,166	76,782
APRIL	4,438	24,592	984,726	103,191
MAY	3,050	24,748	1,028,319	84,035
JUNE	8,812	17,927	1,100,516	73,170
JULY	4,421	15,805	934,281	85,598
AUGUST				
SEPTEMBER				
OCTOBER				
NOVEMBER				
DECEMBER				
<b>TOTAL GALLONS</b>	<b>33,963.0</b>	<b>163,860.0</b>	<b>6,837,029.0</b>	<b>587,766.0</b>