



Department of Aviation

MAYOR

Oscar Leeser

MEMORANDUM

CITY COUNCIL

District 1

Brian Kennedy

District 2

Dr. Josh Acevedo

District 3

Cassandra Hernandez

District 4

Joe Molinar

District 5

Isabel Salcido

District 6

Art Fierro

District 7

Henry Rivera

District 8

Chris Canales

CITY MANAGER

Dionne Mack

TO: General Public

FROM: Tony Nevarez, CM, ACE, IACE, Interim Aviation Director *TN*

DATE: September 24, 2024

RE: August 2024 Aviation Activity Report

The El Paso International Airport's (EPIA) August 2024 Monthly Aviation Activity Report is enclosed for your records. This report contains passenger and cargo traffic data for August and the past ten years.

The positive trend in passenger growth continues as total passenger traffic in August 2024 increased by 2.5% compared to August 2023. Deplaned passenger traffic increased by 4.3% in August 2024. Overall passenger traffic is up 4.4% as compared to the same period last year.

The amount of freight processing through EPIA in August 2024 decreased by 7.3% compared to August 2023. Overall Freight is down 5.3% compared to the same period last year.

If you have any questions, please contact Brenda Garcia-Olivas, Real Estate Manager – Airport Services at (915) 212-7303.



Tony Nevarez, CM, ACE, IACE
Interim Aviation Director

El Paso International Airport | 6701 Convair Road | El Paso, TX 79925
O: (915) 212-0330 | FlyElPaso.com



MONTHLY ACTIVITY REPORT

- PASSENGER
- AIR CARGO
- NON-STOP DESTINATIONS
- AIRCRAFT OPERATIONS
- FUEL

August 2024



EL PASO
INTERNATIONAL AIRPORT



EL PASO INTERNATIONAL AIRPORT MONTHLY ACTIVITY REPORT

August 2024

Table of Contents PAGE

AIRPORT ACTIVITY OVERVIEW	1
NONSTOP DESTINATION ANALYSIS	2
MAP OF NONSTOP DESTINATIONS	3
PASSENGER MARKET SHARE BY AIRLINE	4
10 YEAR HISTORY OF EPIA PASSENGER TRAFFIC	5
10 YEAR FREIGHT STATISTICS	6
10 YEAR AIRCRAFT OPERATIONS	7
FUEL FLOW	8

ACTIVITY OVERVIEW

	2024			2023		
PASSENGERS	AUGUST '24	AUGUST '23	% Change	YTD	YTD	% Change
ENPLANED	168,002	166,730	0.8	1,364,935	1,301,149	4.9
DEPLANED	161,745	155,109	4.3	1,272,052	1,225,402	3.8
TOTAL	329,747	321,839	2.5	2,636,987	2,526,551	4.4

FREIGHT IN TONS	AUGUST '24	AUGUST '23	% Change	YTD	YTD	% Change
ENPLANED	3,559.0	4,046.9	(12.1)	30,160.6	32,081.6	(6.0)
DEPLANED	4,364.6	4,499.8	(3.0)	32,800.5	34,433.5	(4.7)
TOTAL	7,923.6	8,546.7	(7.3)	62,961.1	66,515.1	(5.3)

AIRCRAFT OPERATIONS	AUGUST '24	AUGUST '23	% Change	YTD	YTD	% Change
AIR CARRIER	4,117	3,991	3.2	29,867	29,934	(0.2)
AIR TAXI	1,367	1,023	33.6	9,934	9,200	8.0
MILITARY	561	604	(7.1)	5,599	4,918	13.8
GENERAL AVIATION	2,939	2,413	21.8	20,375	19,425	4.9
TOTAL	8,984	8,031	11.9	65,775	63,477	3.6

AUGUST 2024 FLIGHT SCHEDULE SUMMARY NON-STOP DESTINATIONS

DOMESTIC				
	Aug '2024	Aug '2023	Change	% Change
DAILY DEPARTURES	59	54	5	9.3%
DAILY SEATS	7,306	7,215	91	1.3%

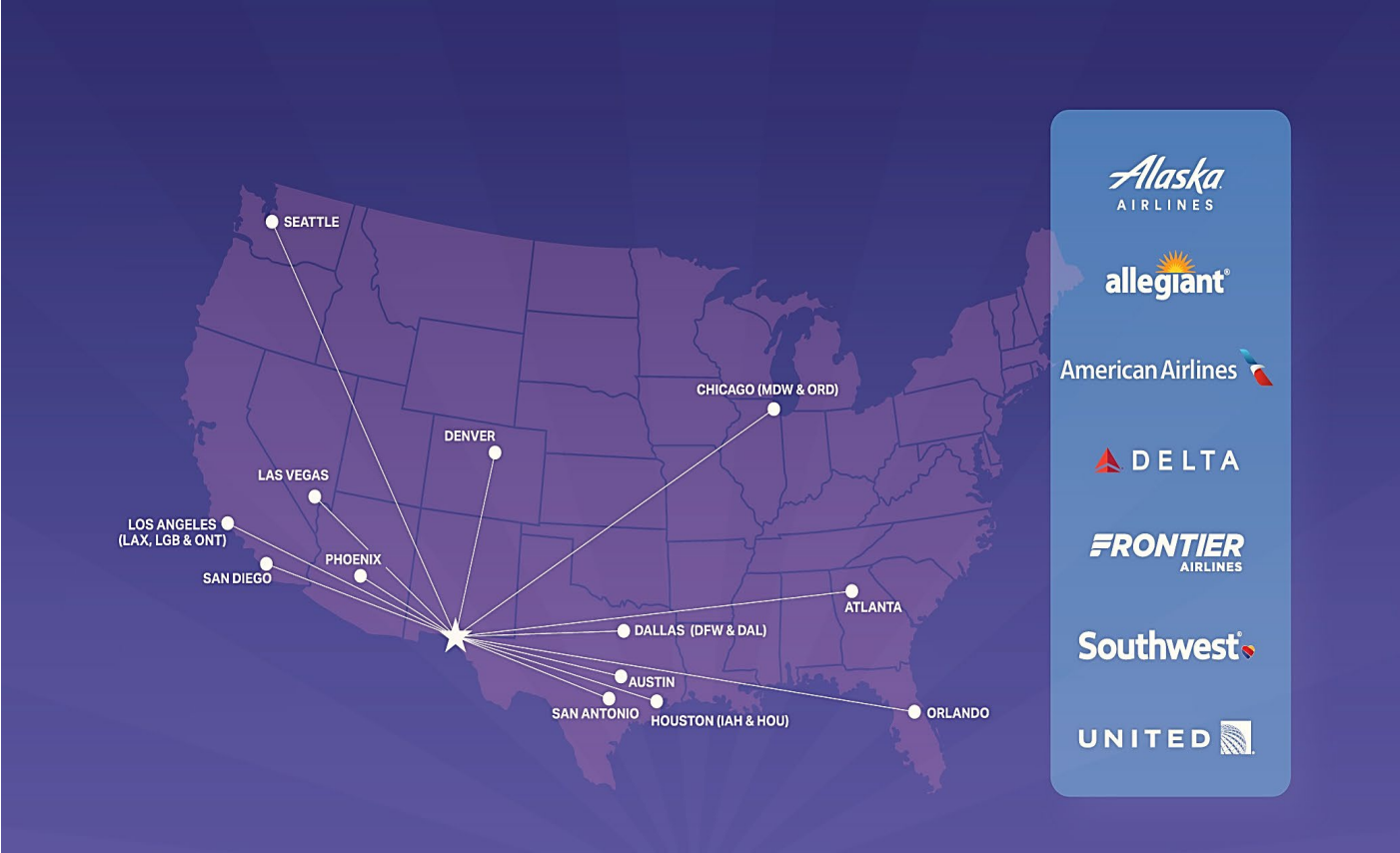
LEGACY CARRIERS	DAILY		
NON-STOP DEPARTURES	FLIGHTS	AIRLINE	
Atlanta (ATL)	2	Delta	2
Austin (AUS)	3	Southwest	3
		American	0
Chicago O'Hare (ORD)	2	American	1
		United	1
Chicago Midway (MDW)	1	Southwest	1
Dallas Love Field (DAL)	5	Southwest	5
Dallas/Fort Worth (DFW)	11	American	11
Denver (DEN)	4	United	2
		Southwest	2
Houston Hobby (HOU)	3	Southwest	3
Houston Intercontinental (IAH)	6	United	6
Las Vegas (LAS)	3	Southwest	3
Long Beach (LGB)	1	Southwest	1
Los Angeles (LAX)	4	American	3
		Southwest	1
Phoenix (PHX)	9	American	5
		Southwest	4
San Antonio (SAT)	3	Southwest	3
San Diego (SAN)	1	Southwest	1
Seattle (SEA)	1	Alaska	1
TOTAL	59		

ULTRA LOW COST CARRIERS	WEEKLY	
NON-STOP DEPARTURES	FLIGHTS	AIRLINE
Las Vegas (LAS)	8	Frontier/Allegiant
San Diego (SAN)*	0	Frontier
Denver (DEN)	7	Frontier
TOTAL	15	

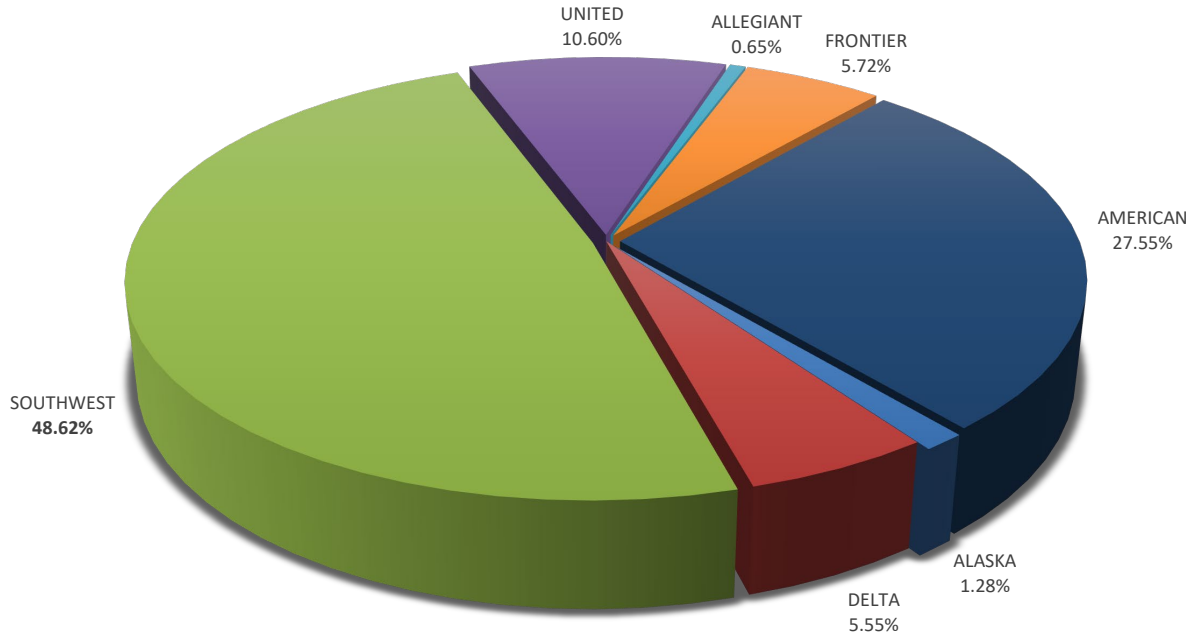
Note: This month's Flight Schedule Summary information retrieved from Airline Data Schedule Report for the week of

08/22/2024 from ELP Records.

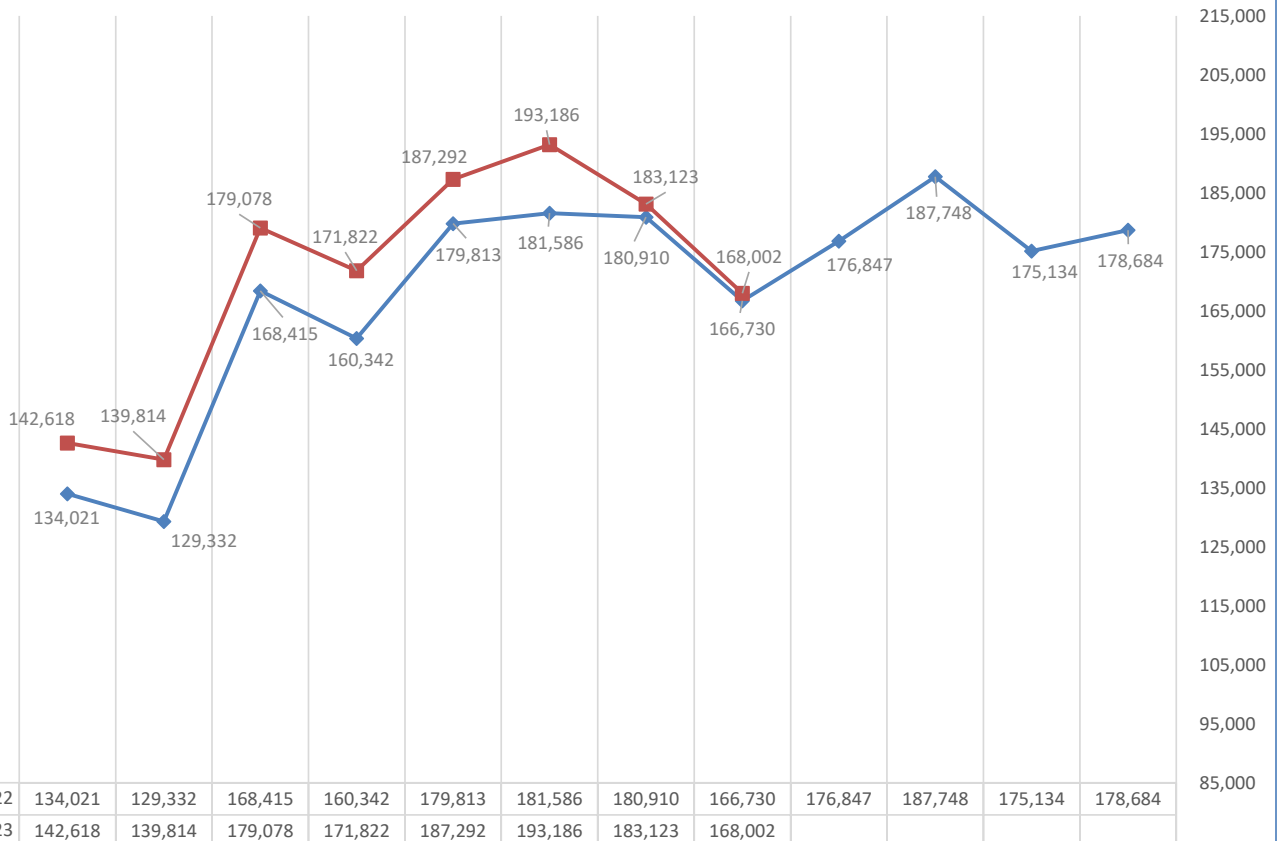
**EL PASO INTERNATIONAL AIRPORT
NON-STOP DESTINATIONS
2024**



Passenger Market Share by Airline August 2024



YTD ENPLANED PASSENGERS 2024 VS 2023



10 YEAR PASSENGER STATISTICS

MONTH	2015	2016	2017	2018	2019	2020	2021	2022	2023	2024
JANUARY										
ENPLANED	96,308	97,697	103,575	107,269	124,887	123,984	55,655	110,333	134,021	142,618
DEPLANED	97,119	99,335	102,166	107,006	119,893	124,363	57,705	103,266	124,816	130,506
TOTAL	193,427	197,032	205,741	214,275	244,780	248,347	113,360	213,599	258,837	273,124
FEBRUARY										
ENPLANED	88,858	90,975	92,965	99,496	114,668	116,127	51,886	109,852	129,332	139,814
DEPLANED	88,461	91,792	91,918	98,125	110,564	115,187	51,216	106,643	122,495	121,818
TOTAL	177,319	182,767	184,883	197,621	225,232	231,314	103,102	216,495	251,827	261,632
MARCH										
ENPLANED	117,183	117,008	123,286	129,596	148,269	73,106	89,157	146,349	168,415	179,078
DEPLANED	118,427	115,001	119,413	127,233	142,495	75,512	88,529	137,668	159,497	167,324
TOTAL	235,610	232,009	242,699	256,829	290,764	148,618	177,686	284,017	327,912	346,402
APRIL										
ENPLANED	115,144	105,604	116,830	128,790	148,085	12,915	98,637	151,295	160,342	171,822
DEPLANED	112,514	103,069	115,552	125,804	134,744	11,460	92,825	138,663	148,711	154,609
TOTAL	227,658	208,673	232,382	254,594	282,829	24,375	191,462	289,958	309,053	326,431
MAY										
ENPLANED	124,914	125,223	128,132	143,657	165,498	21,850	119,161	169,541	179,813	187,292
DEPLANED	122,505	121,294	127,223	142,046	150,209	22,404	117,875	158,530	167,517	173,296
TOTAL	247,419	246,517	255,355	285,703	315,707	44,254	237,036	328,071	347,330	360,588
JUNE										
ENPLANED	126,368	129,832	138,603	159,470	166,859	37,393	140,407	174,023	181,586	193,186
DEPLANED	123,618	126,329	134,136	152,464	154,421	37,898	135,280	160,438	169,351	177,232
TOTAL	249,986	256,161	272,739	311,934	321,280	75,291	275,687	334,461	350,937	370,418
JULY*										
ENPLANED	129,146	130,687	136,617	158,117	170,260	51,686	152,240	176,389	180,910	183,123
DEPLANED	128,610	130,377	137,661	156,965	168,791	49,264	151,761	172,176	177,906	185,522
TOTAL	257,756	261,064	274,278	315,082	339,051	100,950	304,001	348,565	358,816	368,645
AUGUST										
ENPLANED	115,786	118,355	124,337	142,685	150,520	61,747	134,282	159,376	166,730	168,002
DEPLANED	120,207	121,909	125,748	145,775	150,925	60,883	129,388	153,524	155,109	161,745
TOTAL	235,993	240,264	250,085	288,460	301,445	122,630	263,670	312,900	321,839	329,747
SEPTEMBER										
ENPLANED	111,348	118,228	116,989	131,002	141,239	60,030	136,896	170,505	176,847	-
DEPLANED	111,403	115,240	114,923	126,479	137,184	61,563	131,103	154,069	154,358	-
TOTAL	222,751	233,468	231,912	257,481	278,423	121,593	267,999	324,574	331,205	0
OCTOBER										
ENPLANED	123,732	125,347	131,250	142,026	153,681	63,745	160,364	182,745	187,748	-
DEPLANED	121,108	123,640	131,526	142,405	151,719	63,522	151,148	172,590	179,332	-
TOTAL	244,840	248,987	262,776	284,431	305,400	127,267	311,512	355,335	367,080	0
NOVEMBER										
ENPLANED	112,373	123,815	128,692	149,369	145,674	55,696	151,148	177,016	175,134	-
DEPLANED	115,837	121,772	127,630	141,850	144,452	57,578	145,891	157,812	159,799	-
TOTAL	228,210	245,587	256,322	291,219	290,126	113,274	297,039	334,828	334,933	0
DECEMBER										
ENPLANED	121,903	129,885	130,379	152,881	162,409	68,277	143,629	171,585	178,684	-
DEPLANED	120,341	125,320	129,811	150,046	159,607	64,958	134,992	153,051	165,657	-
TOTAL	242,244	255,205	260,190	302,927	322,016	133,235	278,621	324,636	344,341	0
YTD										
ENPLANED	1,383,063	1,412,656	1,471,655	1,644,358	1,792,049	746,556	1,433,462	1,899,009	2,019,562	1,364,935
DEPLANED	1,380,150	1,395,078	1,457,707	1,616,198	1,725,004	744,592	1,387,713	1,768,430	1,884,548	1,272,052
TOTAL	2,763,213	2,807,734	2,929,362	3,260,556	3,517,053	1,491,148	2,821,175	3,667,439	3,904,110	2,636,987

10 YEAR FREIGHT STATISTICS

(Units in Tons)

MONTH	2015	2016	2017	2018	2019	2020	2021	2022	2023	2024
JANUARY										
ENPLANED	3,508	3,584	3,161	3,511	3,199	3,576	4,015	3,589	3,560	3,980
DEPLANED	3,484	3,543	3,532	3,768	3,498	4,031	4,063	4,215	4,135	3,838
TOTAL	6,992	7,127	6,693	7,279	6,697	7,607	8,078	7,804	7,695	7,817
FEBRUARY										
ENPLANED	3,457	3,461	3,297	3,641	3,101	3,562	3,255	3,760	3,750	4,076
DEPLANED	3,636	3,402	3,311	3,653	3,729	3,669	4,063	4,181	4,084	3,740
TOTAL	7,094	6,863	6,608	7,294	6,830	7,231	7,318	7,941	7,834	7,816
MARCH										
ENPLANED	3,714	3,824	3,861	4,264	3,473	3,425	4,438	4,589	4,399	4,125
DEPLANED	3,930	3,752	4,063	4,472	4,100	4,193	5,424	5,067	4,894	3,812
TOTAL	7,643	7,576	7,924	8,736	7,573	7,618	9,862	9,656	9,292	7,936
APRIL										
ENPLANED	3,953	3,618	3,440	3,728	3,203	2,774	4,207	4,166	3,791	3,690
DEPLANED	4,067	3,485	3,457	4,086	3,853	3,547	5,146	4,585	4,226	4,253
TOTAL	8,021	7,103	6,897	7,814	7,056	6,321	9,353	8,752	8,017	7,944
MAY										
ENPLANED	3,967	3,344	3,645	4,084	3,539	2,802	3,895	3,700	4,638	3,910
DEPLANED	3,774	3,334	3,642	4,367	4,254	3,328	5,009	4,441	3,709	4,557
TOTAL	7,741	6,678	7,287	8,451	7,793	6,130	8,904	8,141	8,348	8,466
JUNE										
ENPLANED	3,897	3,655	4,017	4,159	3,613	3,981	4,158	3,804	4,270	3,488
DEPLANED	3,727	3,654	3,783	4,452	4,229	3,451	5,170	3,851	4,716	4,145
TOTAL	7,624	7,309	7,800	8,611	7,842	7,431	9,328	7,655	8,986	7,633
JULY										
ENPLANED	3,922	3,372	3,300	3,631	3,307	4,414	426	3,538	3,627	3,334
DEPLANED	3,908	3,370	3,397	4,116	4,260	4,243	5,183	3,607	4,170	4,091
TOTAL	7,829	6,742	6,697	7,747	7,567	8,657	5,609	7,145	7,797	7,425
AUGUST										
ENPLANED	3,830	3,622	3,681	4,092	3,732	3,740	3,971	3,666	4,047	3,559
DEPLANED	3,686	3,603	3,835	4,574	4,523	3,736	4,890	3,503	4,500	4,365
TOTAL	7,516	7,224	7,516	8,666	8,255	7,477	8,861	7,169	8,547	7,924
SEPTEMBER										
ENPLANED	4,053	3,523	3,189	3,689	3,487	3,877	4,197	3,838	3,805	-
DEPLANED	3,892	3,589	3,436	4,453	4,003	4,090	5,105	3,819	4,444	-
TOTAL	7,945	7,112	6,625	8,142	7,490	7,967	9,302	7,657	8,249	0
OCTOBER										
ENPLANED	4,367	3,234	3,864	3,814	3,961	4,154	3,862	4,112	4,265	-
DEPLANED	3,883	3,590	3,605	4,576	4,527	4,967	5,149	4,876	4,432	-
TOTAL	8,250	6,824	7,469	8,390	8,488	9,120	9,011	8,987	8,697	0
NOVEMBER										
ENPLANED	3,676	3,296	3,638	3,419	3,349	4,050	3,725	4,022	4,192	-
DEPLANED	3,461	3,775	3,978	4,342	5,211	4,756	4,900	4,622	4,634	-
TOTAL	7,137	7,071	7,616	7,761	8,560	8,807	8,625	8,644	8,826	0
DECEMBER										
ENPLANED	3,830	3,724	4,054	3,665	3,944	4,994	4,505	4,276	4,373	-
DEPLANED	3,131	3,731	3,945	4,099	4,265	5,845	5,216	4,548	4,760	-
TOTAL	6,961	7,455	7,999	7,764	8,208	10,839	9,721	8,824	9,133	0
YTD										
ENPLANED	46,174	42,257	43,147	45,697	41,908	45,348	44,654	47,061	48,717	30,161
DEPLANED	44,579	42,828	43,984	50,958	50,451	49,856	59,318	51,315	52,703	32,801
TOTAL	90,753	85,085	87,131	96,655	92,360	95,203	103,972	98,376	101,420	62,961

FUEL FLOW 2024

Units in Gallons

FBO	*ATLANTIC AVIATION	FRANKLIN MNTN AVIATION
JANUARY	713,167	189,318
FEBRUARY	690,394	151,078
MARCH	735,994	199,790
APRIL	756,281	163,180
MAY	887,492	159,930
JUNE	718,944	122,847
JULY	538,505	126,611
AUGUST	701,550	220,007
SEPTEMBER		
OCTOBER		
NOVEMBER		
DECEMBER		
TOTAL GALLONS	5,742,327.0	1,332,761.0