



Department of Aviation

MAYOR

Renard U. Johnson

MEMORANDUM

CITY COUNCIL

District 1

Alejandra Chávez

District 2

Dr. Josh Acevedo

District 3

Deanna M. Rocha

District 4

Cynthia Boyar Trejo

District 5

Ivan Niño

District 6

Art Fierro

District 7

Lily Limón

District 8

Chris Canales

CITY MANAGER

Dionne Mack

TO: General Public

FROM: Tony Nevarez, CM, ACE, IACE, Aviation Director 

DATE: January 31, 2025

RE: December 2024 Aviation Activity Report

The El Paso International Airport's (ELP) December 2024 Monthly Aviation Activity Report is enclosed for your records. This report contains passenger and cargo traffic data for December 2024 and the past ten years.

Total passenger traffic in December 2024 increased by 5.9% compared to December 2023. Deplaned passenger traffic increased by 7.8% in December 2024. Overall passenger traffic is up 3.4% as compared to the same period last year, with a record year in passenger traffic at 4,038,530 total passengers.

The freight processing through ELP in December 2024 decreased by 25.8% compared to December 2023. Overall freight is down 7.5% compared to the same period last year.

If you have any questions please contact, Brenda Garcia-Olivas, Real Estate Manager – Airport Terminal Services at (915) 212-7303.



Tony Nevarez, CM, ACE, IACE

Aviation Director

El Paso International Airport | 6701 Convair Road | El Paso, TX 79925

O: (915) 212-0330 | FlyEIPaso.com



DELIVERING EXCEPTIONAL SERVICES

MONTHLY ACTIVITY REPORT

- PASSENGER
- AIR CARGO
- NON-STOP DESTINATIONS
- AIRCRAFT OPERATIONS
- FUEL FLOW

December 2024



EL PASO
INTERNATIONAL AIRPORT



EL PASO INTERNATIONAL AIRPORT MONTHLY ACTIVITY REPORT

December 2024

Table of Contents PAGE

AIRPORT ACTIVITY OVERVIEW	1
FLIGHT SCHEDULE - NONSTOP DESTINATIONS	2
NONSTOP DESTINATIONS (MAP)	3
PASSENGER MARKET SHARE BY AIRLINE	4
10 YEAR PASSENGER STATISTICS	5
10 YEAR FREIGHT STATISTICS	6
10 YEAR AIRCRAFT OPERATIONS STATISTICS	7
FUEL FLOW SUMMARY	8

AIRPORT ACTIVITY OVERVIEW

	2024			2023		
PASSENGERS	DECEMBER '24	DECEMBER '23	% Change	YTD	YTD	% Change
ENPLANED	185,861	178,684	4.0	2,077,628	2,019,562	2.9
DEPLANED	178,657	165,657	7.8	1,960,902	1,884,548	4.1
TOTAL	364,518	344,341	5.9	4,038,530	3,904,110	3.4

FREIGHT IN TONS	DECEMBER '24	DECEMBER '23	% Change	YTD	YTD	% Change
ENPLANED	2,942.0	4,373.0	(32.7)	43,705.3	48,717.1	(10.3)
DEPLANED	3,833.1	4,760.1	(19.5)	50,124.5	52,702.8	(4.9)
TOTAL	6,775.1	9,133.1	(25.8)	93,829.8	101,419.9	(7.5)

AIRCRAFT OPERATIONS	DECEMBER '24	DECEMBER '23	% Change	YTD	YTD	% Change
AIR CARRIER	4,117	3,868	6.4	45,635	45,938	(0.7)
AIR TAXI	1,407	1,192	18.0	14,963	13,919	7.5
MILITARY	388	414	(6.3)	7,558	7,100	6.5
GENERAL AVIATION	2,449	2,262	8.3	29,581	29,359	0.8
TOTAL	8,361	7,736	8.1	97,737	96,316	1.5

DECEMBER 2024 FLIGHT SCHEDULE SUMMARY NON-STOP DESTINATIONS

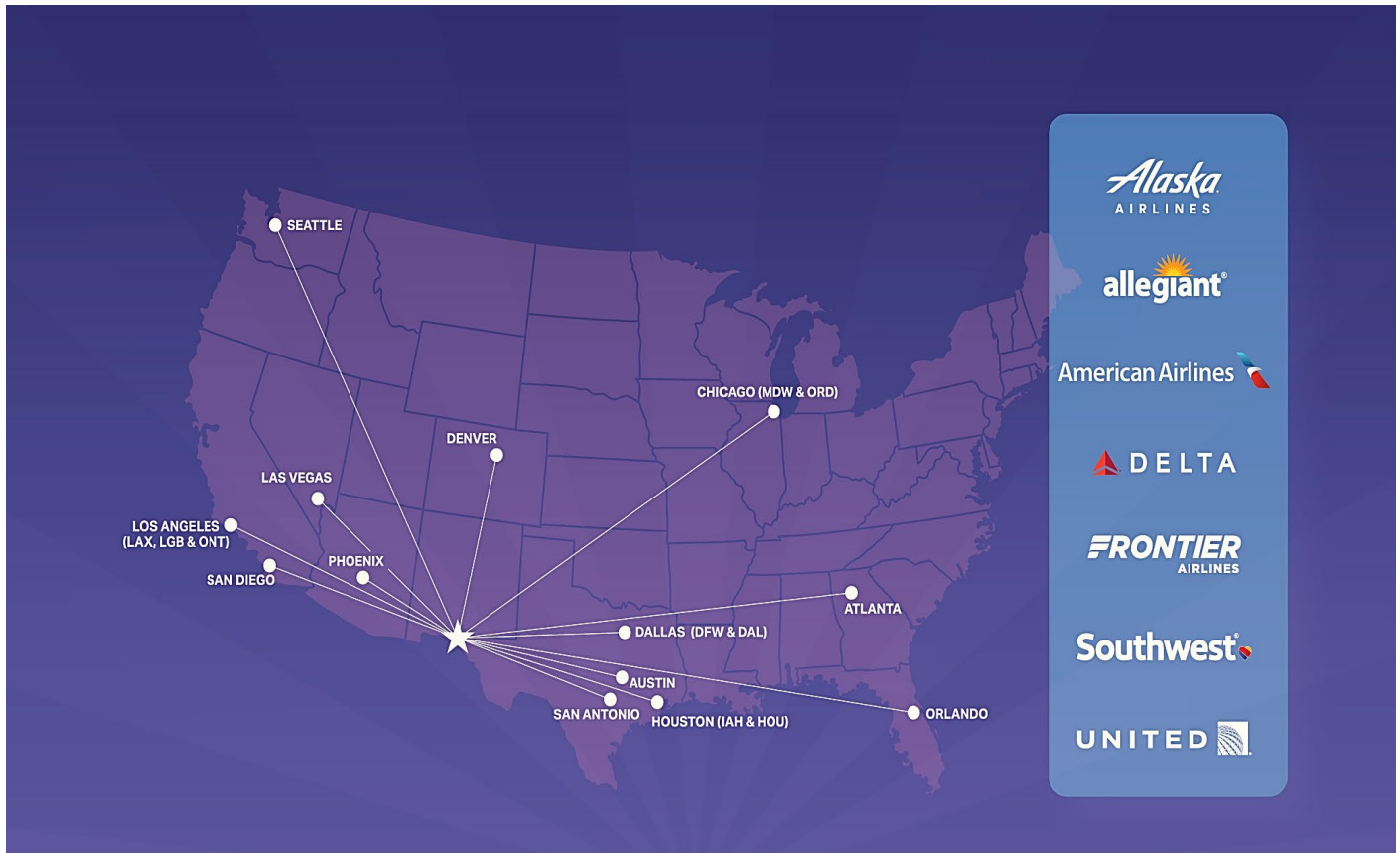
DOMESTIC				
	Dec '2024	Dec '2023	Change	% Change
DAILY DEPARTURES	53	51	2	3.9%
DAILY SEATS	6,883	6,589	294	4.5%

LEGACY CARRIERS		DAILY		
NON-STOP DEPARTURES	FLIGHTS	AIRLINE		
Atlanta (ATL)	2	Delta	2	
Austin (AUS)	3	Southwest	3	
		American	0	
Chicago O'Hare (ORD)	2	American	1	
		United	1	
Chicago Midway (MDW)	1	Southwest	1	
Dallas Love Field (DAL)	5	Southwest	5	
Dallas/Fort Worth (DFW)	8	American	8	
Denver (DEN)	4	United	2	
		Southwest	2	
Houston Hobby (HOU)	3	Southwest	3	
Houston Intercontinental (IAH)	6	United	6	
Las Vegas (LAS)	3	Southwest	3	
Long Beach (LGB)	1	Southwest	1	
Los Angeles (LAX)	4	American	3	
		Southwest	1	
Phoenix (PHX)	7	American	4	
		Southwest	3	
San Antonio (SAT)	2	Southwest	2	
San Diego (SAN)	1	Southwest	1	
Seattle (SEA)	1	Alaska	1	
TOTAL	53			

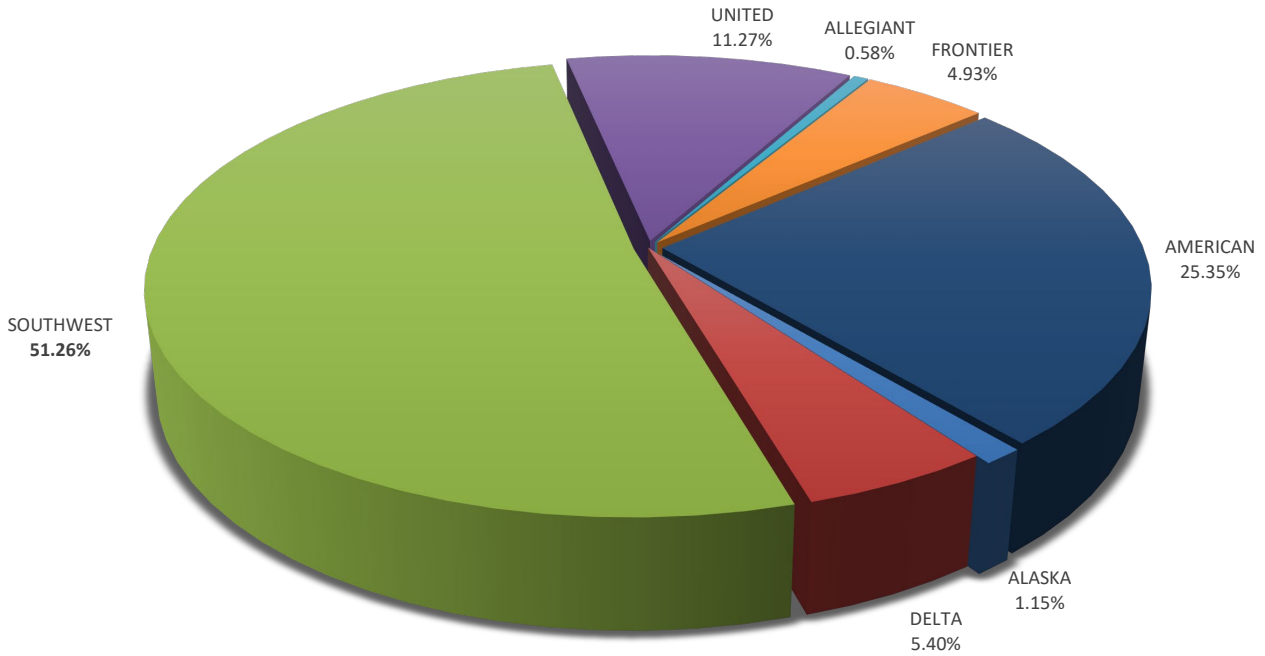
ULTRA LOW COST CARRIERS		WEEKLY	
NON-STOP DEPARTURES	FLIGHTS	AIRLINE	
Las Vegas (LAS)	8	Frontier/Allegiant	
Denver (DEN)	7	Frontier	
TOTAL	15		

Note: This month's Flight Schedule Summary information was retrieved from the Airline Data Report for the week of 12/16/2024.

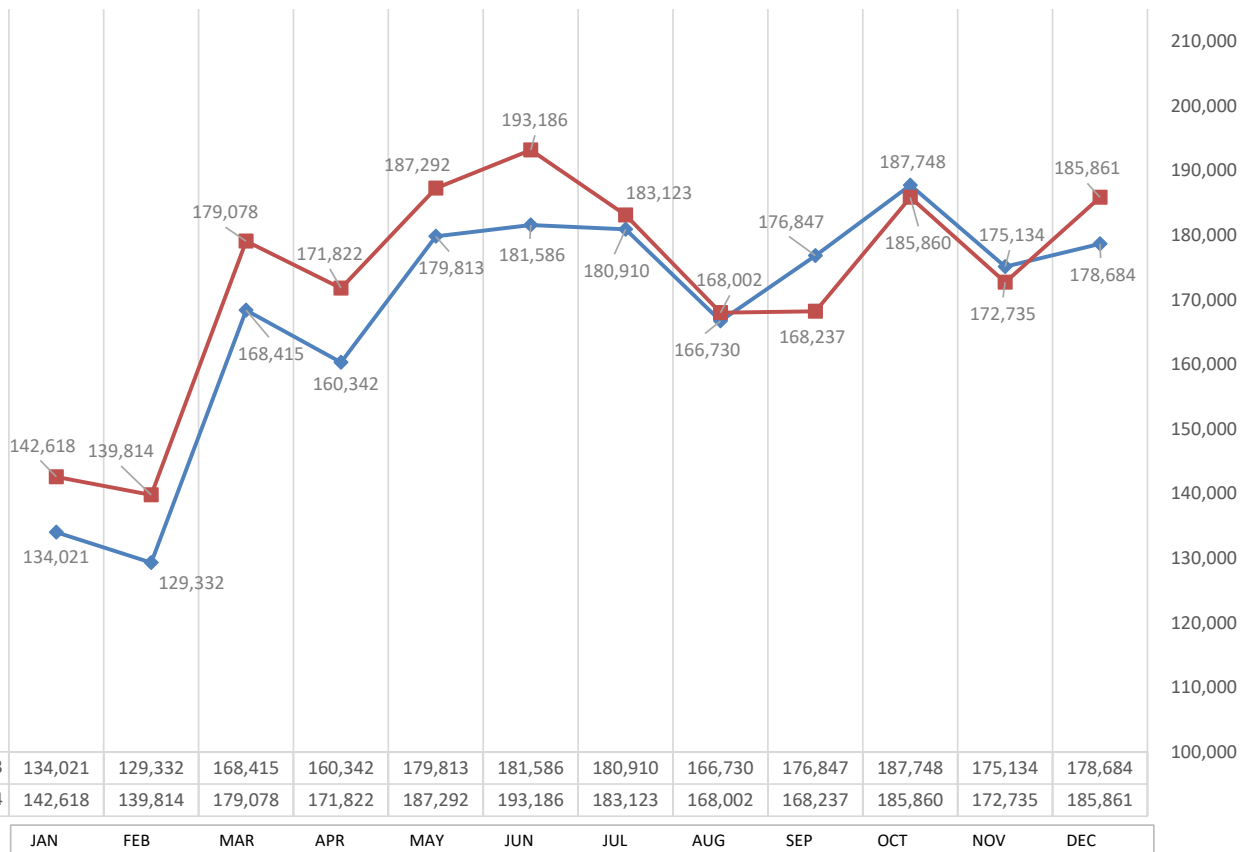
EL PASO INTERNATIONAL AIRPORT (ELP) NON-STOP DESTINATIONS 2024



Passenger Market Share by Airline December 2024



YTD ENPLANED PASSENGERS 2023 VS 2024



10 YEAR PASSENGER STATISTICS

MONTH	2015	2016	2017	2018	2019	2020	2021	2022	2023	2024
JANUARY										
ENPLANED	96,308	97,697	103,575	107,269	124,887	123,984	55,655	110,333	134,021	142,618
DEPLANED	97,119	99,335	102,166	107,006	119,893	124,363	57,705	103,266	124,816	130,506
TOTAL	193,427	197,032	205,741	214,275	244,780	248,347	113,360	213,599	258,837	273,124
FEBRUARY										
ENPLANED	88,858	90,975	92,965	99,496	114,668	116,127	51,886	109,852	129,332	139,814
DEPLANED	88,461	91,792	91,918	98,125	110,564	115,187	51,216	106,643	122,495	121,818
TOTAL	177,319	182,767	184,883	197,621	225,232	231,314	103,102	216,495	251,827	261,632
MARCH										
ENPLANED	117,183	117,008	123,286	129,596	148,269	73,106	89,157	146,349	168,415	179,078
DEPLANED	118,427	115,001	119,413	127,233	142,495	75,512	88,529	137,668	159,497	167,324
TOTAL	235,610	232,009	242,699	256,829	290,764	148,618	177,686	284,017	327,912	346,402
APRIL										
ENPLANED	115,144	105,604	116,830	128,790	148,085	12,915	98,637	151,295	160,342	171,822
DEPLANED	112,514	103,069	115,552	125,804	134,744	11,460	92,825	138,663	148,711	154,609
TOTAL	227,658	208,673	232,382	254,594	282,829	24,375	191,462	289,958	309,053	326,431
MAY										
ENPLANED	124,914	125,223	128,132	143,657	165,498	21,850	119,161	169,541	179,813	187,292
DEPLANED	122,505	121,294	127,223	142,046	150,209	22,404	117,875	158,530	167,517	173,296
TOTAL	247,419	246,517	255,355	285,703	315,707	44,254	237,036	328,071	347,330	360,588
JUNE										
ENPLANED	126,368	129,832	138,603	159,470	166,859	37,393	140,407	174,023	181,586	193,186
DEPLANED	123,618	126,329	134,136	152,464	154,421	37,898	135,280	160,438	169,351	177,232
TOTAL	249,986	256,161	272,739	311,934	321,280	75,291	275,687	334,461	350,937	370,418
JULY										
ENPLANED	129,146	130,687	136,617	158,117	170,260	51,686	152,240	176,389	180,910	183,123
DEPLANED	128,610	130,377	137,661	156,965	168,791	49,264	151,761	172,176	177,906	185,522
TOTAL	257,756	261,064	274,278	315,082	339,051	100,950	304,001	348,565	358,816	368,645
AUGUST										
ENPLANED	115,786	118,355	124,337	142,685	150,520	61,747	134,282	159,376	166,730	168,002
DEPLANED	120,207	121,909	125,748	145,775	150,925	60,883	129,388	153,524	155,109	161,745
TOTAL	235,993	240,264	250,085	288,460	301,445	122,630	263,670	312,900	321,839	329,747
SEPTEMBER										
ENPLANED	111,348	118,228	116,989	131,002	141,239	60,030	136,896	170,505	176,847	168,237
DEPLANED	111,403	115,240	114,923	126,479	137,184	61,563	131,103	154,069	154,358	156,649
TOTAL	222,751	233,468	231,912	257,481	278,423	121,593	267,999	324,574	331,205	324,886
OCTOBER										
ENPLANED	123,732	125,347	131,250	142,026	153,681	63,745	160,364	182,745	187,748	185,860
DEPLANED	121,108	123,640	131,526	142,405	151,719	63,522	151,148	172,590	179,332	184,963
TOTAL	244,840	248,987	262,776	284,431	305,400	127,267	311,512	355,335	367,080	370,823
NOVEMBER										
ENPLANED	112,373	123,815	128,692	149,369	145,674	55,696	151,148	177,016	175,134	172,735
DEPLANED	115,837	121,772	127,630	141,850	144,452	57,578	145,891	157,812	159,799	168,581
TOTAL	228,210	245,587	256,322	291,219	290,126	113,274	297,039	334,828	334,933	341,316
DECEMBER										
ENPLANED	121,903	129,885	130,379	152,881	162,409	68,277	143,629	171,585	178,684	185,861
DEPLANED	120,341	125,320	129,811	150,046	159,607	64,958	134,992	153,051	165,657	178,657
TOTAL	242,244	255,205	260,190	302,927	322,016	133,235	278,621	324,636	344,341	364,518
YTD										
ENPLANED	1,383,063	1,412,656	1,471,655	1,644,358	1,792,049	746,556	1,433,462	1,899,009	2,019,562	2,077,628
DEPLANED	1,380,150	1,395,078	1,457,707	1,616,198	1,725,004	744,592	1,387,713	1,768,430	1,884,548	1,960,902
TOTAL	2,763,213	2,807,734	2,929,362	3,260,556	3,517,053	1,491,148	2,821,175	3,667,439	3,904,110	4,038,530

10 YEAR FREIGHT STATISTICS

(Units in Tons)

MONTH	2015	2016	2017	2018	2019	2020	2021	2022	2023	2024
JANUARY										
ENPLANED	3,508	3,584	3,161	3,511	3,199	3,576	4,015	3,589	3,560	3,980
DEPLANED	3,484	3,543	3,532	3,768	3,498	4,031	4,063	4,215	4,135	3,838
TOTAL	6,992	7,127	6,693	7,279	6,697	7,607	8,078	7,804	7,695	7,817
FEBRUARY										
ENPLANED	3,457	3,461	3,297	3,641	3,101	3,562	3,255	3,760	3,750	4,076
DEPLANED	3,636	3,402	3,311	3,653	3,729	3,669	4,063	4,181	4,084	3,740
TOTAL	7,094	6,863	6,608	7,294	6,830	7,231	7,318	7,941	7,834	7,816
MARCH										
ENPLANED	3,714	3,824	3,861	4,264	3,473	3,425	4,438	4,589	4,399	4,125
DEPLANED	3,930	3,752	4,063	4,472	4,100	4,193	5,424	5,067	4,894	3,812
TOTAL	7,643	7,576	7,924	8,736	7,573	7,618	9,862	9,656	9,292	7,936
APRIL										
ENPLANED	3,953	3,618	3,440	3,728	3,203	2,774	4,207	4,166	3,791	3,696
DEPLANED	4,067	3,485	3,457	4,086	3,853	3,547	5,146	4,585	4,226	4,254
TOTAL	8,021	7,103	6,897	7,814	7,056	6,321	9,353	8,752	8,017	7,950
MAY										
ENPLANED	3,967	3,344	3,645	4,084	3,539	2,802	3,895	3,700	4,638	3,912
DEPLANED	3,774	3,334	3,642	4,367	4,254	3,328	5,009	4,441	3,709	4,557
TOTAL	7,741	6,678	7,287	8,451	7,793	6,130	8,904	8,141	8,348	8,469
JUNE										
ENPLANED	3,897	3,655	4,017	4,159	3,613	3,981	4,158	3,804	4,270	3,493
DEPLANED	3,727	3,654	3,783	4,452	4,229	3,451	5,170	3,851	4,716	4,146
TOTAL	7,624	7,309	7,800	8,611	7,842	7,431	9,328	7,655	8,986	7,638
JULY										
ENPLANED	3,922	3,372	3,300	3,631	3,307	4,414	426	3,538	3,627	3,334
DEPLANED	3,908	3,370	3,397	4,116	4,260	4,243	5,183	3,607	4,170	4,091
TOTAL	7,829	6,742	6,697	7,747	7,567	8,657	5,609	7,145	7,797	7,426
AUGUST										
ENPLANED	3,830	3,622	3,681	4,092	3,732	3,740	3,971	3,666	4,047	3,563
DEPLANED	3,686	3,603	3,835	4,574	4,523	3,736	4,890	3,503	4,500	4,366
TOTAL	7,516	7,224	7,516	8,666	8,255	7,477	8,861	7,169	8,547	7,929
SEPTEMBER										
ENPLANED	4,053	3,523	3,189	3,689	3,487	3,877	4,197	3,838	3,805	3,225
DEPLANED	3,892	3,589	3,436	4,453	4,003	4,090	5,105	3,819	4,444	3,978
TOTAL	7,945	7,112	6,625	8,142	7,490	7,967	9,302	7,657	8,249	7,203
OCTOBER										
ENPLANED	4,367	3,234	3,864	3,814	3,961	4,154	3,862	4,112	4,265	3,735
DEPLANED	3,883	3,590	3,605	4,576	4,527	4,967	5,149	4,876	4,432	4,873
TOTAL	8,250	6,824	7,469	8,390	8,488	9,120	9,011	8,987	8,697	8,608
NOVEMBER										
ENPLANED	3,676	3,296	3,638	3,419	3,349	4,050	3,725	4,022	4,192	3,626
DEPLANED	3,461	3,775	3,978	4,342	5,211	4,756	4,900	4,622	4,634	4,637
TOTAL	7,137	7,071	7,616	7,761	8,560	8,807	8,625	8,644	8,826	8,263
DECEMBER										
ENPLANED	3,830	3,724	4,054	3,665	3,944	4,994	4,505	4,276	4,373	2,942
DEPLANED	3,131	3,731	3,945	4,099	4,265	5,845	5,216	4,548	4,760	3,833
TOTAL	6,961	7,455	7,999	7,764	8,208	10,839	9,721	8,824	9,133	6,775
YTD										
ENPLANED	46,174	42,257	43,147	45,697	41,908	45,348	44,654	47,061	48,717	43,705
DEPLANED	44,579	42,828	43,984	50,958	50,451	49,856	59,318	51,315	52,703	50,125
TOTAL	90,753	85,085	87,131	96,655	92,360	95,203	103,972	98,376	101,420	93,830

10 YEAR AIRCRAFT OPERATIONS STATISTICS

MONTH	2015	2016	2017	2018	2019	2020	2021	2022	2023	2024
JANUARY										
Air Carrier	2,478	2,646	2,687	2,976	3,096	3,255	1,867	2,904	3,469	3,444
Air Taxi	1,509	1,270	1,216	1,208	1,278	1,213	1,236	1,456	1,366	1,308
Military	618	685	339	481	682	1,178	985	886	561	833
General Aviation	2,423	1,885	1,971	2,203	2,454	2,274	1,916	2,496	2,376	2,255
TOTAL	7,028	6,486	6,213	6,868	7,510	7,920	6,004	7,742	7,772	7,840
FEBRUARY										
Air Carrier	2,326	2,440	2,449	2,651	2,860	3,013	1,638	2,617	3,369	3,190
Air Taxi	1,473	1,361	1,181	1,137	1,070	1,245	1,405	1,351	1,230	1,342
Military	645	633	461	453	452	870	940	654	581	677
General Aviation	2,264	2,264	1,690	1,926	2,048	2,102	1,848	2,214	2,011	2,172
TOTAL	6,708	6,698	5,781	6,167	6,430	7,230	5,831	6,836	7,191	7,381
MARCH										
Air Carrier	2,733	2,808	2,945	3,053	3,281	2,999	2,449	3,223	3,830	3,504
Air Taxi	1,668	1,416	1,198	1,610	1,201	1,057	1,656	1,443	1,286	1,339
Military	909	990	451	495	621	998	1,030	508	761	750
General Aviation	2,700	1,914	2,131	2,906	2,285	1,856	2,386	2,467	2,737	2,726
TOTAL	8,010	7,128	6,725	8,064	7,388	6,910	7,521	7,641	8,614	8,319
APRIL										
Air Carrier	2,578	2,862	2,832	3,243	3,412	1,434	2,360	3,285	3,802	3,806
Air Taxi	1,425	1,120	1,053	1,161	1,030	503	1,218	1,356	1,120	1,129
Military	550	676	459	528	530	1,461	1,397	690	531	743
General Aviation	2,262	1,740	1,997	2,492	2,309	1,321	2,373	2,210	2,266	2,777
TOTAL	6,815	6,398	6,341	7,424	7,281	4,719	7,348	7,541	7,719	8,455
MAY										
Air Carrier	2,813	3,006	3,093	3,496	3,562	1,354	2,574	3,599	3,868	3,873
Air Taxi	1,467	1,094	1,157	1,089	1,061	593	1,249	1,246	1,070	1,140
Military	708	608	383	329	1,003	1,743	1,351	631	820	723
General Aviation	2,087	2,034	1,874	2,575	2,552	1,681	2,678	2,425	2,769	2,846
TOTAL	7,075	6,742	6,507	7,489	8,178	5,371	7,852	7,901	8,527	8,582
JUNE										
Air Carrier	3,087	3,088	3,093	3,406	3,477	1,649	2,924	3,603	3,780	3,919
Air Taxi	1,497	1,083	1,147	935	1,014	846	1,125	1,400	1,186	1,186
Military	136	465	246	368	538	1,255	900	453	591	540
General Aviation	2,239	1,912	1,678	1,886	2,276	1,635	2,480	2,654	2,766	2,201
TOTAL	6,959	6,548	6,164	6,595	7,305	5,385	7,429	8,110	8,368	7,846
JULY										
Air Carrier	2,853	3,033	3,067	3,553	3,552	1,960	3,065	3,549	3,825	4,014
Air Taxi	1,193	1,066	1,078	930	963	718	1,319	1,256	874	1,123
Military	354	404	323	419	233	753	790	502	469	772
General Aviation	2,253	2,191	1,499	2,110	2,502	1,912	2,412	2,422	2,087	2,459
TOTAL	6,653	6,694	5,967	7,012	7,250	5,343	7,586	7,729	7,255	8,368
AUGUST										
Air Carrier	2,817	2,992	3,155	3,498	3,537	2,458	3,056	3,584	3,991	4,117
Air Taxi	1,115	1,062	1,167	1,006	953	985	1,514	1,326	1,023	1,367
Military	362	500	294	559	285	1,220	1,035	360	604	561
General Aviation	2,315	1,803	1,725	2,183	1,959	2,384	2,531	2,386	2,413	2,939
TOTAL	6,609	6,357	6,341	7,246	6,734	7,047	8,136	7,656	8,031	8,984
SEPTEMBER										
Air Carrier	2,795	3,035	3,088	3,254	3,444	2,015	3,178	3,690	3,985	3,907
Air Taxi	1,219	1,083	907	1,049	962	1,109	1,446	1,354	1,271	1,230
Military	388	377	379	545	407	993	710	296	594	511
General Aviation	2,049	1,777	1,775	2,239	1,725	2,717	2,424	2,293	2,715	2,392
TOTAL	6,451	6,272	6,149	7,087	6,538	6,834	7,758	7,633	8,565	8,040
OCTOBER										
Air Carrier	2,980	3,268	3,237	3,584	3,593	2,124	3,505	3,979	4,258	3,806
Air Taxi	1,306	1,116	1,034	1,044	1,017	1,172	1,549	1,324	1,205	1,175
Military	631	651	303	519	483	704	786	385	563	560
General Aviation	2,415	1,873	1,806	2,603	2,410	2,673	2,373	2,591	2,555	2,149
TOTAL	7,332	6,908	6,380	7,750	7,503	6,673	8,213	8,279	8,581	7,690
NOVEMBER										
Air Carrier	2,988	3,143	3,095	3,579	3,524	2,086	3,481	3,994	3,893	3,938
Air Taxi	1,332	1,087	1,035	870	1,226	1,688	1,393	1,336	1,051	1,217
Military	625	403	310	264	502	504	819	471	611	500
General Aviation	1,980	1,671	1,759	2,427	2,254	1,929	2,184	2,396	2,402	2,216
TOTAL	6,925	6,304	6,199	7,140	7,506	6,207	7,877	8,197	7,957	7,871
DECEMBER										
Air Carrier	2,964	3,136	3,175	3,522	3,767	2,198	3,162	3,835	3,868	4,117
Air Taxi	1,132	1,366	1,223	1,207	1,189	1,661	1,497	1,577	1,192	1,407
Military	506	364	221	257	283	475	586	525	414	388
General Aviation	1,948	1,747	1,513	2,188	2,233	2,360	2,038	2,537	2,262	2,449
TOTAL	6,550	6,613	6,132	7,174	7,472	6,694	7,283	8,474	7,736	8,361
YTD										
Air Carrier	33,412	35,457	35,916	39,815	41,105	26,545	33,259	41,862	45,938	45,635
Air Taxi	16,336	14,124	13,396	13,246	12,964	12,790	16,607	16,425	13,919	14,963
Military	7,874	6,756	4,169	5,217	6,019	12,154	11,329	6,361	7,100	7,558
General Aviation	25,493	22,811	21,418	27,738	27,007	24,844	27,643	29,091	29,359	29,581
TOTAL OPERATIONS	83,115	79,148	74,899	86,016	87,095	76,333	88,838	93,739	96,316	97,737

Air Carrier - An aircraft with seating capacity of more than 60 seats or a maximum payload capacity of more than 18,000 pounds carrying passengers or cargo for hire or compensation

Air Taxi - An aircraft designed to have a maximum seating capacity of 60 seats or less or a maximum payload capacity of 18,000 pounds or less carrying passengers or cargo for hire or compensation.

General Aviation - All civil aircraft, except those classified as air carriers or air taxis.

FUEL FLOW SUMMARY 2024

Units in Gallons

FBO	*ATLANTIC AVIATION	FRANKLIN MNTN AVIATION
JANUARY	713,167	189,318
FEBRUARY	690,394	151,078
MARCH	735,994	199,790
APRIL	756,281	163,180
MAY	887,492	159,930
JUNE	718,944	122,847
JULY	538,505	126,611
AUGUST	701,550	220,007
SEPTEMBER	653,054	167,556
OCTOBER	676,640	157,064
NOVEMBER	678,324	164,389
DECEMBER	834,186	188,995
TOTAL GALLONS	8,584,531	2,010,765

**Includes EXEMPT fuel*